



SOUTHERN REGIONAL
TECHNICAL COLLEGE

**ASSOCIATE OF SCIENCE
IN NURSING PROGRAM**

STUDENT HANDBOOK

November 2023

*15689 U.S. Highway 19 North
Thomasville, GA 31792
(229) 225-5280*

*800 Veterans Parkway North
Moultrie, GA 31788
(229) 891-7000*

*52 Tech Drive
Tifton, GA 31794
(229) 391-2600*

www.southernregional.edu

----Page Intentionally Left Blank----

Table of Contents

Welcome	7
ASN Faculty Contact Information.....	8
Program Overview	9
Career Opportunities	9
Equal Opportunity Statement of Compliance.....	10
Academic Regulations and Information.....	11
SRTC Mission Statement	11
ASN Program Mission Statement.....	12
ASN Program Purpose Statement	12
Values of the ASN Program.....	12
Philosophy of the ASN Program.....	12
Program Outcomes	14
End-of-Program Student Learning Outcomes.....	14
End-of-Program Student Learning Outcomes.....	14
Components of Professional Standards, Guidelines and Competencies Supporting the EOPSLOs.....	16
ASN Conceptual Framework	17
Blooms Taxonomy.....	18
Benner’s from Novice to Expert – 5 Levels of Nursing Experience.....	19
Benner’s from Novice to Expert Application to Learning	20
Tanner’s Clinical Judgment Model.....	21
NCSBN Clinical Judgment Measurement Model (NCJMM).....	22
Technical Standards for Health Science.....	23
Documentation of Standards.....	23
Health Science Academic Requirements	24
Health Sciences Competitive Admissions Process	25
Admissions for the ASN Program.....	25
Curriculum Outline for Generic Option.....	28
Curriculum Outline for LPN-RN Bridge Option.....	29
Additional Documentation for the ASN Program Generic and Bridge Options.....	30
Clinical at Archbold Memorial Hospital (AMH) and Affiliates.....	31
Clinical at Colquitt Regional Medical Center (CRMC)	31
Clinical at Phoebe Putney Memorial Hospital (PPMH)	32

Clinical at Tift Regional Medical Center (TRMC)	32
Criminal Background Check Procedure.....	33
StudentCheck (PreCheck).....	33
ACEMAPP Information	35
Progression through the ASN Program.....	35
Competencies and Functional Abilities.....	37
Academic Misconduct.....	39
Computers in the Classroom/Computer Tests	39
Grading Procedure for the ASN Program.....	40
Theory/Classroom Grading Scale.....	40
Student Evaluation.....	40
Incomplete (I) Grades	41
Examinations and Quizzes	41
ATI Nursing Examination Procedure	42
ATI Program offers the following for students:	42
Drug Dosage Calculation Competency Exam Procedure	43
Testing Guidelines for ALL Examinations	44
Post Test Analysis.....	44
ASN Grade Appeals	44
ASN Attendance Procedure	45
Cell Phone Procedure.....	46
Skills Laboratory.....	46
Skills Laboratory Requirements	46
Skills Laboratory Evaluation	47
Clinical Experience	48
Clinical/Simulation Lab Requirements.....	48
Community Service Hours.....	50
Preceptorship for RNSG 2941	52
Overall Clinical Evaluation.....	52
Evaluation in Clinical Setting.....	52
Unsafe Clinical Practice.....	53
Uniform and Dress Requirements	53
Guidelines	54

Personal Hygiene/Grooming.....	54
Uniform Requirements	54
Purchasing Uniforms.....	55
Failure from the ASN Program.....	56
Readmission Procedures to the ASN Program.....	56
Library Resources.....	58
Graduation Requirements	58
Work Ethics	58
GBON Rule Chapter 410-10 STANDARDS OF PRACTICE AND UNPROFESSIONAL CONDUCT.....	60
Licensure Eligibility.....	62
Points for Online Applicants for Licensure by Examination.....	62
Definitions.....	62
Overview	63
Important Tips.....	63
Step By Step Instructions	64
General Policies and Procedures of SRTC	65
SRTC Student Social Media Guidelines	66
Professional Confidentiality & HIPAA Procedure.....	66
Student Employment Procedure	67
Guidelines for Prevention of Transmission of Disease	67
Standard Precautions.....	67
Guidelines for Standard Precautions	67
Prevention of Transmission of Hepatitis B (HBV)	68
Prevention of Transmission of Human Immunodeficiency Virus (HIV)	68
Post-Exposure Protocol for Prophylaxis of HBV/HIV	68
Initial Response to Exposure.....	68
Tuberculosis/PPD	69
Standard Forms.....	71
Statement of Understanding: Criminal Background.....	72
Disciplinary Action Statement on All Forms of Academic Dishonesty.....	73
Confidentiality Statement.....	74
OSHA Training Documentation Form.....	75
Student Authorization for Clinical Paperwork	76

Verification of Receipt of Forms	77
Phase II Competitive Readmission Application Form	78
Phase II Competitive Readmission Checklist.....	79
Confidentiality Agreement and Consent to Video/Recording	81
Instructions for Obtaining Your Background Check.....	82
Graduation Skills Checklist.....	83
RNSG 1920, 1940, 1960, 2930, 2941.....	83
RNSG 2910	84
Verification of Receipt of ASN Program Student Handbook.....	85
Verification of Receipt of Required Book Editions.....	86
ASN Program Procedures.....	87
Laboratory Management Plan	88
ASN Procedures: Skills Lab Rules	89
ASN Remediation Procedure	92
Module Exam Remediation.....	92
ATI Final Exam Scoring Process.....	92
ATI Comprehensive Predictor Exam	94
Delay in Semester of Coursework Remediation	95
Skills Laboratory Remediation	95
Clinical Remediation	95
Student Conference Form.....	96
Remediation Plan and Contract.....	97

SOUTHERN REGIONAL TECHNICAL COLLEGE

Associate of Science in Nursing

Dear ASN Student:

Welcome to the Southern Regional Technical College (SRTC) Associate of Science in Nursing Program. We are delighted that you have chosen nursing as your career and that you have selected our ASN Program. The time that you spend with us will be very enriching, exciting, beneficial, and challenging. It is our desire that you grow into a caring, competent practitioner. Our primary goal is to prepare you for entry level practice in the field of registered nursing.

This *ASN Program Student Handbook* has been created to inform you about the ASN Program. You are expected to be knowledgeable of and abide by the policies and procedures of both Southern Regional Technical College and the ASN Program. This handbook is intended to be utilized in addition to, not in lieu of, the *Southern Regional Technical College Catalog and Student Handbook*. Please read this booklet carefully and feel free to ask questions. It is the students' responsibility to know what is contained in this handbook. To enhance your understanding of the policies and procedures of the college and the ASN Program, you are required to attend the ASN Program orientation.

The handbook is kept as accurate as possible, but the information may not remain current for all of the academic year. Changes in courses, course content, credit, fees, regulations, semester calendar, curriculum, and other college matters may be changed in accordance with established college procedures and without prior notice. Such changes authorized by Southern Regional Technical College apply both to prospective students and to those previously enrolled, unless the latter are specifically exempted.

Again, we are delighted to have you! Please remember that the ASN faculty members are here to help you meet your goal. We are interested in your educational and professional development. We believe that students and faculty can make a positive impact on the nursing profession – together.

Sincerely,

ASN Faculty

Disclaimer: From the time of publication of the ASN Student Handbook and completion of the ASN Program, procedures may change. Procedure changes will be communicated each term through the course syllabus if the need should arise. Therefore, it is the student's responsibility to reference their syllabi for any changes in the program procedures between publications of the ASN Student Handbook.

ASN Faculty Contact Information

THOMASVILLE LOCATION

Athalena Benton, MSN, RNC-MNN

Program Chair
Office #: 229-225-5090
E-Mail: abenton@southernregional.edu
Location: Health Science Building, B-113

Felisha Pearson-Martin, MSN, RN

Nursing Instructor
Office#: 229-227-2566
E-mail: fmartin@southernregional.edu
Location: Health Science Building, B-111

Sadie Burke, DNP, APRN, FNP-C

Nursing Instructor
Office #: 229-227-3119
E-mail: sburke@southernregional.edu
Location: Health Science Building, B-110

Laura Roberts, MSN, RN

Clinical Affiliation Coordinator/Nursing Instructor
Office #: 229-225-4014
E-mail: lroberts@southernregional.edu
Location: Health Science Building, B-112

Terry Harper, MSN, RN

Nursing Instructor
Office #: 229-225-3967
E-mail: tharper@southernregional.edu
Location: Health Science Building, B-114

Angela Thomas, MSN, RN

Nursing Instructor
Office #: 229-227-3127
E-mail: mthomas@southernregional.edu
Location: Health Science Building, B-118

Mariea Jackson, BSN, RN

Nursing Instructor
Office #: 229-227-2165
E-mail: mjackson@southernregional.edu
Location: Health Science Building, B-115

TIFTON LOCATION

Brown, Raven

Nursing Instructor
Office #: 229-388-4602
E-mail: rbrown@southernregional.edu
Location: Tifton Building, B-114

Morris, Kylie

Nursing Instructor
Office #: 229-388-4601
E-mail: kmorris@southernregional.edu
Location: Tifton Building, B-116

MOULTRIE LOCATION

TBA

Nursing Instructor
Office #: TBA
E-mail: TBA
Location: Moultrie Building, D-244

Shae Spivey, MSN, RN, FNP-C

Nursing Instructor
Office#: 229-217-4252
E-mail: spivey@southernregional.edu
Location: Moultrie Building, D-246

Southern Regional Technical College

Associate of Science in Nursing

Program Overview

The Associate of Science in Nursing (ASN) is a 75 semester hour, six-semester program of study with an LPN-RN Bridge Option. The curriculum is designed to produce highly educated, technically advanced, competent, and caring individuals who are prepared to practice professional nursing in a variety of health care settings.

Program graduates who meet exit requirements are eligible to apply to the Georgia Board of Nursing to write the national licensure examination (NCLEX-RN). Upon successful completion of the NCLEX-RN and licensure by the Georgia Board of Nursing, graduates are employable as registered nurses.

Career Opportunities

Graduates may find employment as providers and managers of nursing care in a wide variety of settings including, but not limited to, acute and long-term health care facilities (hospitals and nursing homes), home health care, health clinics, Primary Health Care Provider offices, government or private industry, and public health agencies.

Approval

The nursing program has been granted full approval by:

Georgia Board of Nursing

237 Coliseum Drive

Macon, GA 31217-2858

(478) 207-1640

<http://sos.ga.gov/index.php/licensing/plb/45>

Accreditation

The Associate of Science in Nursing Program at Southern Regional Technical College at the Thomasville Campus located in Thomasville, Georgia is accredited by the:

Accreditation Commission for Education in Nursing (ACEN)

3390 Peachtree Road NE, Suite 1400

Atlanta, GA 30326

404-975-5000

The most recent accreditation decision made by the ACEN Board of Commissioners for the Associate of Science in Nursing Program is Continuing Accreditation.

View the public information disclosed by the ACEN regarding this program at

<http://www.acenursing.us/accreditedprograms/programSearch.htm>

Southern Regional Technical College is accredited by the Southern Association of Colleges and Schools Commission on Colleges to award Associate Degrees, Diplomas, and Technical Certificates of Credit. Contact the Commission on Colleges at 1866 Southern Lane, Decatur, Georgia 30033-4097 or call 404-679-4500 for questions about the accreditation of Southern Regional Technical College.

The three-fold purpose for publishing the Commission's address and contact numbers is to enable interested constituents (1) to learn about the accreditation status of the institution, (2) to file a third-party comment at the time of the institution's decennial review, or (3) to file a complaint against the institution for alleged non-compliance with a standard or requirement. Normal inquiries about the institution, such as admission requirements, financial aid, educational programs, etc., should be addressed directly to the institution and not to the Commission's office.

Equal Opportunity Statement of Compliance

The Technical College System of Georgia and its constituent Technical Colleges do not discriminate on the basis of race, color, creed, national or ethnic origin, gender, religion, disability, age, political affiliation or belief, genetic information, disabled veteran, veteran of the Vietnam Era, spouse of military member or citizenship status (except in those special circumstances permitted or mandated by law). This nondiscrimination procedure encompasses the operation of all TCSG and technical college-administered programs, federally financed programs, educational programs and activities involving admissions, scholarships and loans, student life and athletics. It also applies to the recruitment and employment of personnel and the contracting for goods and services. TCSG and the technical colleges are expected to promote the full realization of equal opportunity through affirmative and continuing practices. TCSG and each technical college shall develop Affirmative Action Plans based on federal guidelines to ensure compliance with applicable mandates. Each is required to report and monitor Affirmative Action Plan data as directed by federal compliance guidelines.

This College is in compliance with Title VI of the Civil Rights Act of 1964, which prohibits discrimination on the basis of race, color, or national origin; with Title IX of the Education Amendments of 1972, which prohibits the discrimination on the basis of gender; with the provisions of Section 504 of the Rehabilitation Act of 1973, which prohibits discrimination on the basis of disability, and with the American With Disabilities Act (ADA).

The Technical College System and Technical Colleges shall promote the realization of equal opportunity through a positive continuing program of specific practices designed to ensure the full realization of equal opportunity.

The following individual has been designated as the employee responsible for coordinating the College's implementation of Title VI of the Civil Rights Act of 1964 and Title IX of the Education Amendments of 1972:

Darbie Avera
Special Populations Coordinator
Title IX Coordinator
Colquitt, Tift, Turner, Worth
Moultrie - Veterans Parkway Campus | Building A - Office 139
800 Veterans Parkway North | Moultrie, GA 31788
(229) 217-4145 | davera@southernregional.edu

The following individual has been designated as the employee responsible for coordinating the College's implementation of Section 504 of the Rehabilitation Act of 1973 and the Americans with Disabilities Act (ADA):

Connie Barrett
Section 504 Coordinator
Grady, Mitchell, Thomas
Thomasville Campus
15689 Highway 19 N, Thomasville, GA 31792
(229) 227-2676 | cbarrett@southernregional.edu

Academic Regulations and Information

Students are admitted without regard to race, nationality, sex, or religion. Every effort is made to ensure that applicants are admitted to programs of instruction in which they have a reasonable chance to succeed.

The ASN Program is part of the School of Health Sciences Division of the College; therefore, the ASN student is a member of the College study body and is subject to applicable Southern Regional Technical College (SRTC) regulations. Students are referred to the SRTC Catalog and Student Handbook for information regarding College procedures, academic regulations, and current fees. Orientation presentations are available online by accessing the College website.

Due to the cooperative educational relationship between many private and public healthcare agencies and SRTC students, faculty, and staff are required to comply with individual policies outlined in the legal agreements for each institution. These include conduct and dress codes as well as compliance with health, insurance, confidentiality, and academic requirements.

Services/accommodations may be made available to those students who self-identify and provide appropriate documentation of their disabilities. All services are provided at no charge to qualified students. SRTC strives to provide reasonable, quality services/accommodations based upon the nature of the disability, the cost of the accommodation needed, and the availability of financial resources within the College and from other agencies. The type of service/accommodation provided will not be disruptive and will not fundamentally alter the nature of the program. Services available may include registration assistance, campus orientation, career exploration, test modification, recording/enlarging reading materials, accessible parking, counseling, special equipment, and others. For assistance, students may request services through the Counseling Office in Student Affairs. Students should request accommodations prior to beginning college courses.

SRTC Mission Statement

Southern Regional Technical College, a unit of the Technical College System of Georgia, is a public two-year college that provides access to learner-centered high quality services; academic and occupational credit courses; associate degree, diploma, and technical certificate of credit programs; continuing education opportunities; business and industry training; and adult education programs. Through traditional and distance delivery methods at multiple instructional sites, the College supports workforce development serving primarily the citizens of Colquitt, Decatur, Early, Grady, Miller, Mitchell, Seminole, Thomas, Tift, Turner, and Worth counties.

ASN Program Mission Statement

The mission statement of the Associate of Science in Nursing Program is consistent with Southern Regional Technical College’s commitment to serve the citizens of Colquitt, Decatur, Early, Grady, Miller, Mitchell, Seminole, Thomas, Tift, Turner, and Worth counties; the state of Georgia, and the region. The nursing program accepts the challenge to respond to healthcare needs by offering an excellent Associate of Science in Nursing Program. Furthermore, this program develops critical thinking; integrates accumulated knowledge from nursing, the sciences, and humanities; incorporates knowledge acquired from general education courses; and emphasizes the values of caring, accountability, responsibility, and professional ethics. The faculty of the nursing program supports innovative teaching and learning approaches for traditional and non-traditional students.

ASN Program Purpose Statement

The purpose of the Associate of Science in Nursing Program is to prepare students as entry-level practitioners who can provide safe and effective nursing care by utilizing clinical reasoning, as well as promote contemporary concepts that address evidence-based practice, diversity, equity, and/or inclusion for clients in a variety of settings. Furthermore, this program develops clinical judgment; integrates accumulated knowledge from nursing, the sciences, and humanities; incorporates knowledge acquired from general education courses, information literacy, and healthcare technology; and emphasizes the values of caring, accountability, responsibility, and professional ethics resulting in a professional identity for students.

Values of the ASN Program

Our faculty values are reflected in behaviors among students, staff, and others that we touch while representing Southern Regional Technical College. These behaviors demonstrate:

Caring
Commitment
Collaboration
Creativity
Critical Thinking
Cultural Competence and Sensitivity

High Quality Care
Lifelong Teaching/Learning
Professionalism
Respect
Teamwork

Philosophy of the ASN Program

The faculty believes that nursing is a profession that utilizes a holistic, safe, effective, caring, and culturally competent approach to promote optimal health in individuals, families, and small groups. As well, by utilizing the roles of health care provider, manager of care, and member of the profession – the nurse applies evidence-based knowledge to the care of clients.

The following nursing concepts supporting End-of-Program Student Learning Outcomes (EOPSLOs) include:

1. Professional Behavior
2. Communication
3. Collaboration
4. Assessment
5. Clinical Decision Making
6. Nursing Interventions
7. Managing Care
8. Providing Care
9. Teaching/Learning

We believe:

- One is a unique, rational being with intrinsic worth and human dignity. One is progressively growing and changing in predictable and sequential patterns. Additionally, one influences and is influenced by transitions that occur throughout the lifespan.
- ASN education is a collaborative, interdisciplinary, and interactive process that fosters mental, physical, and spiritual growth within the students. In fact, it is a specialized part of higher education leading to licensure as a registered nurse.
- Education includes prior learning and experiences that will influence responses to new knowledge. ASN education and practice includes not only formal instruction, but also self-teaching, incidental learning, and continuing education. The healthcare field and its rapidly changing environment makes continuing education a vital part of competent and relevant nursing practice.
- Each student brings a variety of life experiences to the classroom. Therefore, diversity in age, race, ethnicity, gender, lifestyle, and socioeconomic status enriches the student body. Interactions with peers enhance cultural growth and add richness to the student role.
- Faculty facilitates the learning process by creating a learning environment that fosters reflection, creative/critical thinking, open communication, caring, and an interactive interchange of ideas and technological competence. Furthermore, faculty assists students in attaining goals by utilizing a variety of teaching strategies that meet the learning needs of all students.
- The development of a caring and collaborative faculty-student relationship enhances student success. In fact, a major aspect of the learning environment is the use of effective communication strategies that will enhance student interaction with client, faculty, and peers.

Program Outcomes

1. The Program demonstrates an 80% or higher on all first-time takers on the licensure exam.

Licensure Examination Passage Rate: Expected Level of Achievement – 80% for all first-time test-takers during the same 12 month based on a calendar year (January to December). 3-year average 2020-2022 (80.6%)

2. The Program demonstrates evidence of students completing the nursing program to be 60% or higher.

Program Completion Rate: Expected Level of Achievement – not less than 60% established by SRTC ASN faculty. The ELA was based on research from the program completion rates for the program over three years (AY2020-AY2022) which averaged 60%. After reviewing this data, the ASN Program adopted not less than a 60% completion rate for each cohort. Also, assisting in the decision to adopt the 60% was the program three year retention rate based on the Performance Accountability System (PAS) trend data acquired from TCSG, which was not less than 61.4% as the College Benchmark. The ASN Program retention rate average over the three years (AY2020-AY2022) was 60%.

3. The Program demonstrates evidence of a 90% or higher of graduates achieving job placement.

Job Placement Rule: Expected Level of Achievement – not less than 90% within 12 months of graduation. This ELA was established by the ASN faculty after reviewing the Perkins Local Application FY2021-2024, which cites the Local Level of Performance for Placement is at 99.10% for the College. The ASN Program's three-year (2019-2021) placement rate average was 100%.

End-of-Program Student Learning Outcomes (EOPSLOs):

ASN EOPSLOs are decided on by the ASN faculty and are learner-oriented expectations. The outcomes express the knowledge, skills, or behaviors that SRTC ASN students should be able to demonstrate upon completion of the program. SRTC has developed EOPSLOs based on established professional TCSG standards for the Generic and LPN-RN Bridge options, guidelines, and competencies. The outcomes provide a framework for all curricular matters and represent the change from student to entry-level practitioner at the ASN level.

End-of-Program Student Learning Outcomes

1. Upon completion of the Program, the graduate will synthesize knowledge, skills, attitudes, safety, and quality of care competencies in order to provide patient-centered care incorporating teamwork, collaboration, evidence-based practice, and informatics. (*Knowledge-Test-Subjective-Measured End of RNSG 2941*).

Expected Level of Achievement (ELA): 60% of students will complete the program by individual scoring of a 74% or higher (Level 2) in overall performance of the program exit exam within three attempts.

ELA for the percentage of students is based on research from the Program Completion Rates for the Program over three years (AY2020-AY2022) which averaged 62.3%. The Level 2 proficiency achievement (scoring between 74.0%-78.0%) is based on the 94% predicted probability of passing the NCLEX-RN.

EOPSLO#1 is *introduced* in RNSG 1920/RNSG 1960 when students take their first ATI Content Mastery Assessment. It is *reinforced* in RNSG 1940 and RNSG 2930. Students are expected to *master* it by RNSG 2941.

2. Upon completion of the Program, the graduate will achieve basic comprehension of pharmacological principles while utilizing knowledge relating to the safe administration, monitoring, and evaluation of client medications. (*Knowledge-Test-Subjective-Measured during RNSG 2941*).

Expected Level of Achievement (ELA): 75% of students will achieve a Level 2 score on the Pharmacology ATI proctored assessment given in RNSG 2941.

ELA of 75% based on the average percentage of students (71.7%) for graduating cohort (Spring 2023) receiving a Level 2 or higher on the Pharmacology content mastery assessment. The Level 2 proficiency achievement (scoring between 71.7% -86.6%) is based on the expectation of the student to readily meet NCLEX-RN standards in this content area.

EOPSLO#2 is *introduced* in RNSG 1931 where students are exposed to the basic principles of pharmacology. EOPSLO#2 is *reinforced* in the didactic and clinical setting throughout the ASN program. At the completion of RNSG 1931 students will take Practice A of the Pharmacology content mastery assessment and will remediate on the deficient topics prior to taking Practice B assessment at the end of RNSG 2930. Practice B assessment deficient topics will also be remediated on prior to taking the Pharmacology Proctored assessment in RNSG 2941. They are expected to *master* EOPSLO#2 in RNSG 2941 with 75% of students achieving a Level 2 on this assessment.

3. Upon completion of the Program, the graduate will evaluate data using critical thinking skills to formulate appropriate action in response to changes in the health status of the client. (*Knowledge-Skills and Attitude-Clinical-Objective-Measured end of RNSG 2941*).

Expected Level of Achievement (ELA): 80% of students will score 20/20 points in section 5 (Clinical Decision-Making) of RNSG 2941 Clinical Evaluation Tool.

ELA of 80 % based on the average percentage of students (79.9%) for AY2022 receiving 20/20 points in section 5 of RNSG 2941 Clinical Evaluation Tool.

EOPSLO#3 is *introduced* in RNSG 1920 during the clinical component of the course and *reinforced* in each RNSG course with a clinical component and *mastered* in RNSG 2941 capstone clinical evaluation.

4. Upon completion of the Program, the graduate will be able to demonstrate effective communication using the SBAR technique (written and verbal). (*Knowledge-Skills-Subjective-Rubric-RNSG 2930*).

Expected Level of Achievement (ELA): 60% of the students will receive a score of 80% or higher on the SBAR assignment.

Expected Level of Achievement: 90% of the students will receive a score of 80% or higher on the SBAR assignment. Failure to meet the 80% will result in losing the privilege of preceptorship in the capstone course RNSG 2941. The ELA is based on the on the research article published 9/12/2017 *Joint Commission Sentinel Event Alert: Inadequate Hand-Off Communication*. In this article, Joint Commission stated that in their research project, only 37 percent of the handoff reports were unsuccessful. That would mean only 63% of licensed nurses could give a sufficient report. The original ELA was set at 60%, however it was noted previous cohorts were meeting the ELA, thus prompting the increase of the ELA to 90%.

EOPSLO#4 is *introduced* in RNSG 1920 during the didactic and clinical component of the course and *reinforced* in each RNSG course with a clinical component and *mastered* in RNSG 2941 capstone clinical evaluation.

Components of Professional Standards, Guidelines and Competencies Supporting the EOPSLOs

Nursing concepts: NLN ADN Graduate Core Competencies	Clinical Judgment	Nursing process American Nurses Association (ANA) Standards of Professional Nursing Practice	Client needs: 2023 NCLEX-RN Test Plan	Quality & Safety Education in Nursing (QSEN)
Human Flourishing	Recognize clues	Assessment	Safe/ Effective Environment	Patient -Centered Care
Nursing Judgment	Analyze clues	Analysis	Management of Care (RN)	Teamwork & Collaboration
Professional Identity	Prioritize hypothesis	Planning	Safety & Infection Control	Evidence-Based Practice (EBP)
Spirit of Inquiry	Generation solution	Implementation	Health Promotion & Maintenance	Quality Improvement (QI)
	Take action	Evaluation	Psychosocial Integrity	Safety
	Evaluate outcomes		Physiological Integrity	Informatics
			Basic Care & Comfort	
			Pharmacological and Parenteral Therapies	
			Reduction of Risk Potential	
			Physiological Adaptation	

ASN Conceptual Framework

The SRTC ASN Program's Conceptual Framework is based upon educational pedagogy and nursing theory. The ASN department revised its conceptual framework in June 2023 to embrace an understanding of clinical judgment and the consequences it can have on client safety. The goal is to produce the novice nurse that not only has the knowledge but the ability to make sound decisions that will promote client safety goals throughout their career.

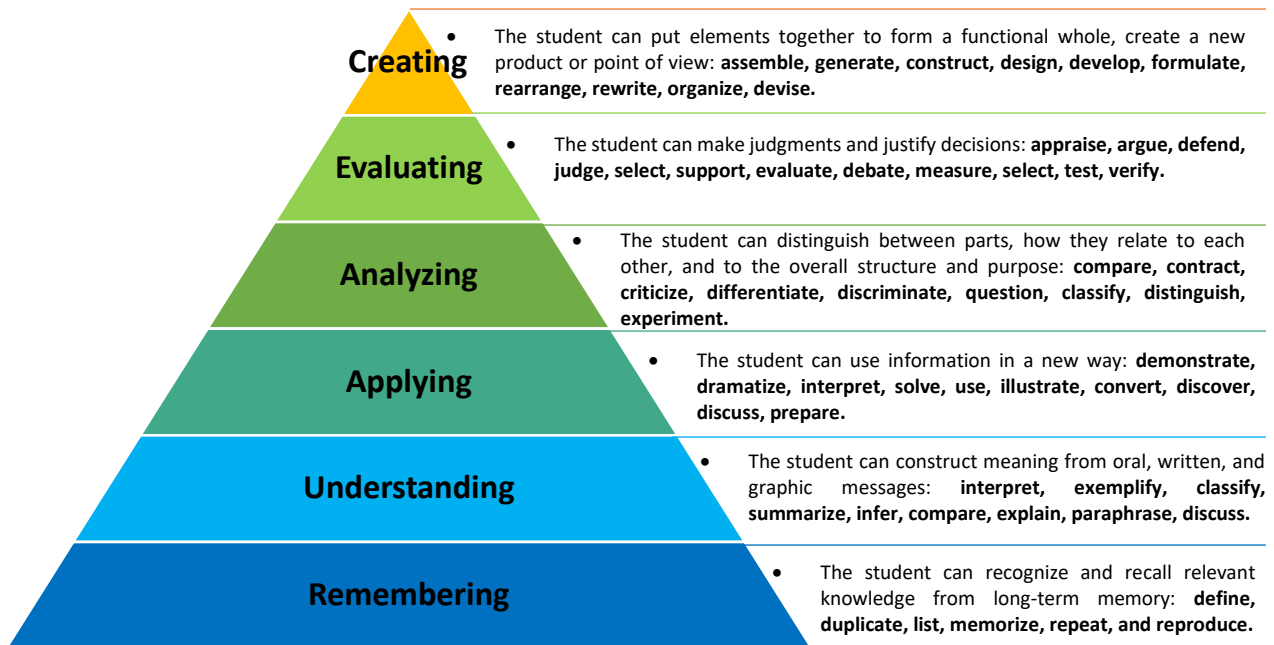
The conceptual framework does this through the use of Bloom's Taxonomy, Benner's Nursing Theory of Learning and Skills Acquisition, and Tanner's Clinical Judgment Model. The use of these three educational pedagogies makes up a comprehensive synthesis of clinical judgment. This is done by assisting the students to understand how to use their knowledge, clinical experience, and skills reasoning to provide the best care to their clients.

Educational Pedagogy

Bloom's Taxonomy Knowledge Rubric
Benner's Nursing Theories of Learning and Skills Acquisition
Tanner's Clinical Judgment Model
NCSBN Clinical Judgment Action Model

Blooms Taxonomy

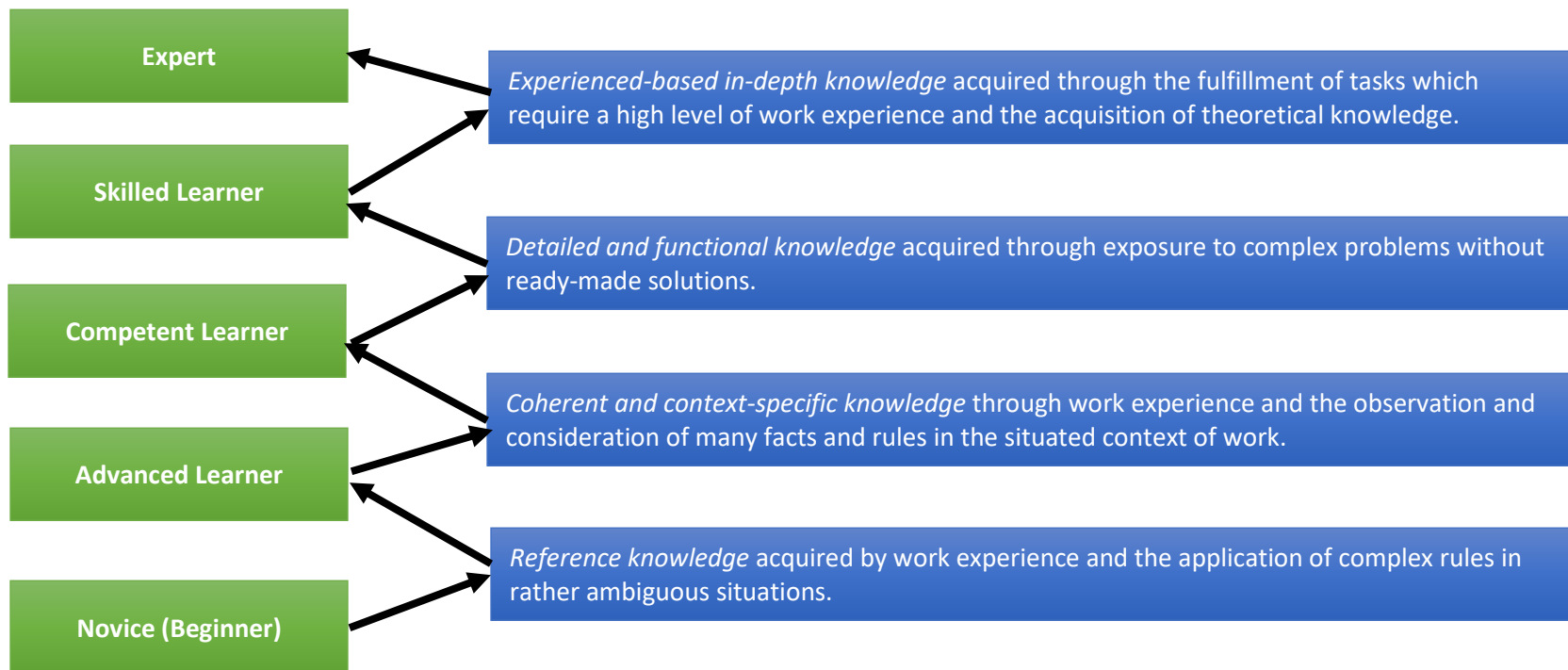
Bloom’s taxonomy for the cognitive domain is used as a basis for writing and coding items for the examination (Bloom, et al., 1956; Anderson & Krathwohl, 2001). Since the practice of nursing requires application of knowledge, skills, and abilities, the majority of items are written at the application of higher levels of cognitive ability, which requires more complex thought processing explained in the following table.



<p>6. Creating: Putting elements together to form a coherent or functional whole; reorganizing elements into a new pattern or structure through generating, planning, or producing.</p>
<p>5. Evaluating: Making judgments based on criteria and standards through checking and critiquing.</p>
<p>4. Analyzing: Breaking concepts into parts, determining how the parts relate or interrelate to one another or to an overall structure or purpose, including differentiating, organizing, and attributing.</p>
<p>3. Applying: Carrying out or using a procedure through executing, or implementing.</p>
<p>2. Understanding: Constructing meaning from different types of functions like interpreting, exemplifying, classifying, summarizing, inferring, comparing, and explaining.</p>
<p>1. Remembering: Retrieving, recalling, or recognizing knowledge from memory. Remembering is when memory is used to produce definitions, facts, or lists, or recite or retrieve material.</p>

Benner's from Novice to Expert – 5 Levels of Nursing Experience

Benner's from Novice to Expert Application to Learning provides a framework to evaluate course delivery and learning activities selection for nursing courses. This applies to the development and selection of the progressive learning opportunities the SRTC ASN Program provides students across the curriculum in the areas of theory, skills, and practice environments. During the program, the student progresses from a novice nursing student to an Advanced Beginner new graduate. Students recognize that this is a continuous learning cycle – that upon entry into practice, the student once again becomes a novice.

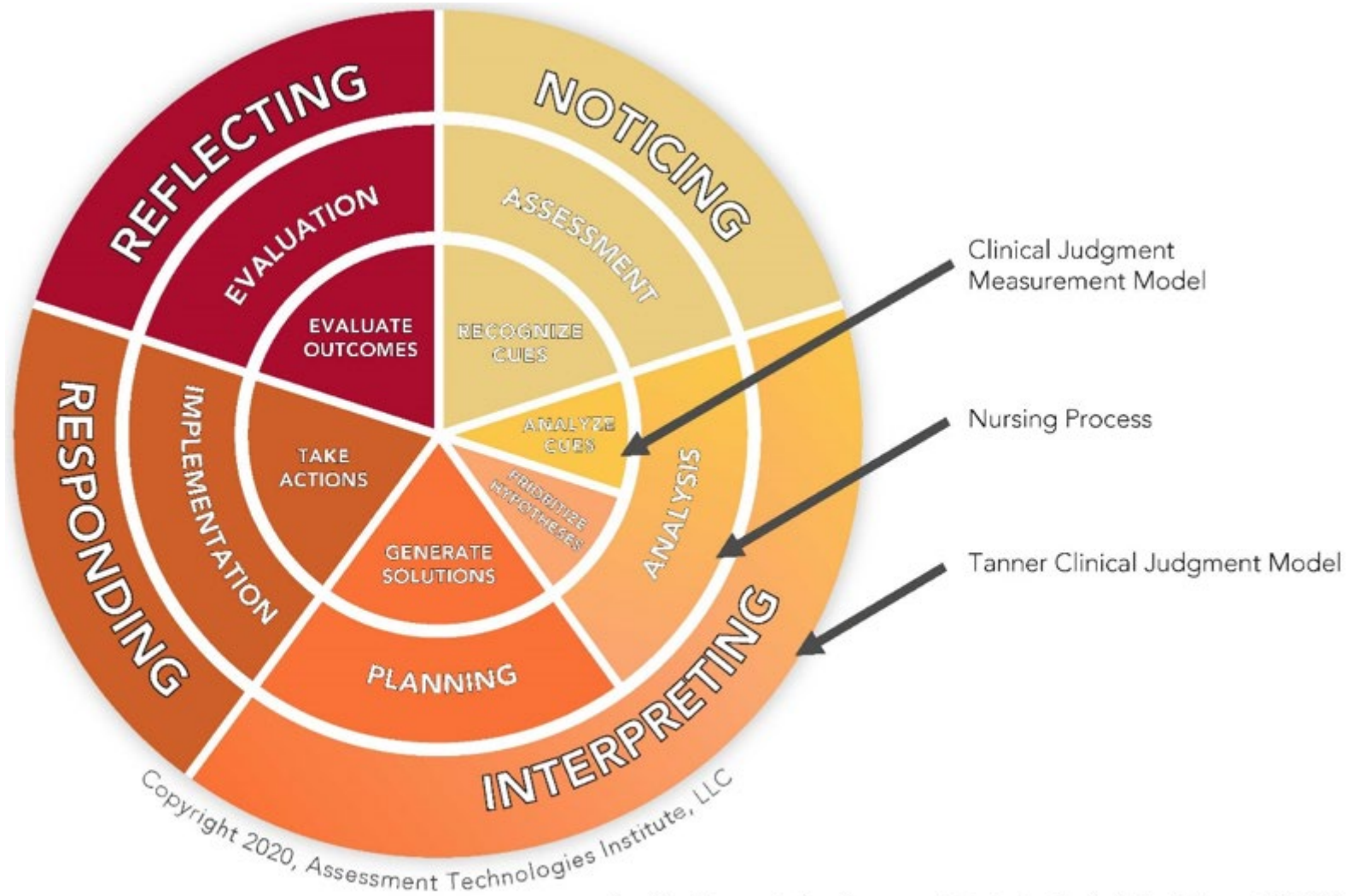


Benner's from Novice to Expert Application to Learning *(Based on Dreyfus Skills Acquisition Model)*

Benner adapted the Dreyfus Model of Skill Acquisition specifically to learning in Nursing as shown below:

Stage	Descriptive Characteristics	Strategies for Preceptors
Stage 1: Novice (Student)	<ul style="list-style-type: none"> Limited exposure to conditions Rule governed behaviors Limited understanding of concepts/experimental cases 	<ul style="list-style-type: none"> Offer opportunities with stable clients Forecast expectations Provide clear directions for standard measurements (vitals, fluids, etc.) Review findings Teach procedural knowledge
Stage 2: Advanced Beginner (New Graduate)	<ul style="list-style-type: none"> Licensed/sense of professional responsibility Excited, enthusiastic, fatigues easily, general anxiety common Still has not seen a lot of clinical situations. Team experiences Absorbs info from colleagues, clients, and families as "fact" 	<ul style="list-style-type: none"> Keep anxiety at bay Stay calm Enhance performance capabilities Provide new scenarios and help with new procedures Forecast expectations (drainage/q&q meds, etc.) Review subtle changes/trends Debriefing and answer questions
Stage 3: Competent RN (2-3 years into nursing)	<ul style="list-style-type: none"> Developing skill and competency based on past experiences Time of heightened planning Try to avoid unexpected outcomes Situational anxiety (more appropriate) 	<ul style="list-style-type: none"> Coaching Encouraging follow through on "hunches" Encourage independent thinking Understand emotional roller coaster +/- outcomes...identify this phase Help with reflections and debriefings
Stage 4: Proficient RN	<ul style="list-style-type: none"> Situations guide a nurse's response Ability to synthesize pts. Not just data Higher level of confidence Practical grasp/perceptions attuned 	<ul style="list-style-type: none"> There are "teachable moments" Keep this individual engaged and challenged "Stay open to corrections" try not to confound situations with argument Encourage for growth
Stage 5: Expert Nurse	<ul style="list-style-type: none"> Solid technical foundation Practical wisdom (phronesis) Demonstrates critical thinking skills Seek out problem solving/utilizes resources 	<ul style="list-style-type: none"> Are resources themselves Articulations of knowledge Self-improvement through sharing Continually learning

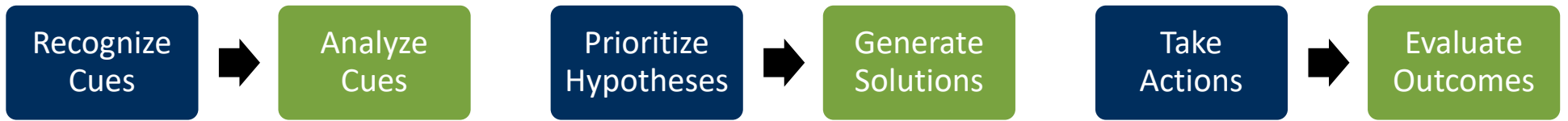
Tanner's Clinical Judgment Model



Reprinted by permission, Assessment Technologies Institute, February 10, 2020.



NCSBN Clinical Judgment Measurement Model (NCJMM)
Layer 3



Technical Standards for Health Science

The School of Health Sciences has specified the following nonacademic criteria (technical standards) which all applicants and enrolled students are expected to meet in order to participate in the programs of the School of Health Science and professional practice.

1. Working in a clinical setting eight to twelve hours a day performing physical tasks requiring physical energy without jeopardizing client, self, or colleague safety.
2. Frequent bending, reaching, stooping, lifting, and the use of manual dexterity in the manipulation and operation of frequent equipment, accessories, as well as for the use/creating of immobilization devices. This includes sufficient tactile ability for performing a physical examination, as well as, manipulating syringes, and inserting needles into an ampule or vial and removing the contents without contaminating the needle or solution.
3. Assisting the transporting, moving, lifting, and transferring of clients weighing up to 600 pounds from a wheelchair or stretcher to and from beds, treatment tables, chairs, etc.
4. Lifting devices (weighing up to 50 pounds).
5. Possess sufficient visual and aural acuity. This is necessary to report visual observations of clients and equipment operations as well as to read the client's medical records and medical information. Aural acuity must be adequate enough to hear the client during all phases of care as well as to perceive and interpret equipment signals.
6. Ability to communicate clearly, monitor and instruct clients before, during, and after procedures.
7. To have sufficient problem-solving skills to include measuring, calculating, reasoning, analyzing, evaluating, and synthesizing with the ability to perform these skills in a timely fashion.
8. Criminal background checks and drug toxicology are required of all medical programs. Due to results of these checks, some students may be ineligible to participate in the clinical component of the program. Cost associated with these screenings will be paid for by the student.

Documentation of Standards

*Items 1-5 are documented by physical exam.

*Item 6 is documented by satisfactory completion of SPCH 1101 (Public Speaking), ENGL 1101 (Literature and Composition) for degree level students, and by satisfactory completion of ENGL 1010 (Fundamentals of English I) for diploma level students. Satisfactory completion of these courses is documented by the attainment of a grade of C or better in the course.

*Item 7 is documented by satisfactory Admissions Placement Exams.

*Item 8 is documented by satisfactory criminal background checks and drug toxicology, as appropriate for the selected program.

Health Science Academic Requirements

Any students preparing to enter (taking courses) for a diploma or associate degree program in the School of Health Sciences must:

- Successfully complete with a minimum grade of “C” all core required in the major within two attempts. Grades of “D, F, and W” are considered unsuccessful attempts. All academic history within the last two (2) years, whether on campus or as a transfer student, will be considered when evaluating the number of attempts.
- Any students failing to attain a minimum grade of “C” in all core in the major within two attempts, will be withdrawn from the program and not be allowed to re-apply to that program in the School of Health Sciences for a period of two (2) years. Students will also be advised of program options that do not require the failed core course(s).
- All ALHS, science, and math courses required in the major must have been taken within five (5) years.

Any student accepted into a competitive portion of a program in the School of Health Sciences who:

- Fails to attain a minimum grade of “C” in an occupationally or technically specific course required in the major within two attempts, will be withdrawn from the program and not be allowed to re-apply to that program in the School of Health Sciences for a period of three (3) years.
- Fails to attain a minimum grade of “C” in an occupationally or technically specific course required in the major in two separate courses, will be withdrawn from the program and will not be allowed to re-apply to that program in the School of Health Sciences for a period of three (3) years. **(Due to the format of Practical Nursing Courses, two block failures instead of two separate course failures will result in a withdrawal from the program. One Block Failure equals failure in both a PNSG course and its matching PNSG clinical course.)**
- This policy is inclusive of all transfer students also attempting readmission after a clinical failure at any other College. However, the student may apply to another program in the School of Health Sciences that does not require the failed courses.
- A student returning for a second attempt in a program in the School of Health Sciences will be admitted based on seat availability and meeting competitive admissions requirements.

Please be aware that programs in the School of Health Sciences may have additional requirements or constraints placed upon them by accrediting or licensing agencies. Students will be made aware of any additional requirements or constraints by program faculty.

Health Sciences Competitive Admissions Process

Southern Regional Technical College's competitive admission programs are the following:

- Associate of Science in Nursing Bridge Option
- Associate of Science in Nursing Generic Option
- Radiology Technology, Degree
- Respiratory Care, Degree
- Surgical Technology, Diploma
- Surgical Technology, Degree
- Veterinary Technology, Degree

All students are subject to the competitive admissions selection process for these programs. The number of students selected for any given semester is based on the number of available clinical slots in the program as a whole and may vary by campus and semester. However, slots are filled from the highest grade point averages downward until the maximum enrollments are reached. There is no guarantee that a higher GPA will progress within a particular semester as all slots are competitive.

Admissions for the ASN Program

The Associate of Science in Nursing has limited enrollment and requires specific criteria for admission; however, compliance with admission criteria DOES NOT guarantee admission. The admission requirements and criteria used by the ASN faculty to select students for admission are discussed. The applicants will be ranked according to the admission criteria in order to determine which applicants demonstrate the greatest potential for success in the program.

Students preparing to enter an Associate of Science Degree in the School of Health Sciences program must complete prerequisite courses within two attempts. Anyone failing to meet the criteria will be counseled regarding a School of Health Science diploma program that will best fit their needs or for a degree program that does not require the failed prerequisite course(s).

ASN applicants are required to complete the following pre-requisite courses by the deadline indicated for their desired cohort according to the ASN Admissions Booklets, which must meet a 3.0 GPA requirement:

- ENGL 1101 Composition and Rhetoric (3 hours)
- Any Degree-Level Math (3 hours)
- BIOL 2113 Anatomy and Physiology I (3 hours)
- BIOL 2113L Anatomy and Physiology Lab (1 hour)
- BIOL 2114 Anatomy and Physiology II (3 hours)
- BIOL 2114L Anatomy and Physiology II Lab (1 hour)

The remainder of the required prerequisite courses listed below must be completed before the student can start the ASN Program:

- PSYC 1101 Introductory Psychology (3 hours)
- General Education Elective (3 hours)
- Humanities/Fine Arts (3 hours)
- COLL 1500 Student Success (3 hours)
- BIOL 2117 Intro Microbiology (3 hours)
- BIOL 2117L Intro Microbiology Lab (1 hour)

NOTE: BIOL 2113, BIOL 2113L, BIOL 2114, BIOL 2114L, BIOL 2117, BIOL 2117L, and any degree level math will not be considered if completed more than 5 years before admission to the ASN Program.

In addition to all program requirements, **LPN-RN Bridge option students** must have at least 6 months of in-field LPN work experience as well as have and maintain a current and unencumbered LPN license throughout the course of the ASN Program. Failure to maintain this document may result in dismissal from the Program.

Applicants are subject to the competitive admissions selection process for these programs. The number of applicants admitted for any given semester is based on the number of available clinical spaces in the program as a whole and may vary by campus and semester. If an additional competitive process is necessary due to the number of qualified applicants, the following process will be used:

A total score will be calculated using 60% (prerequisite GPA) and 40% (TEAS total score). Applicants are allowed two attempts to take the TEAS – calculations will be made using the composite score obtained on the TEAS in the areas of Reading, English & Language Usage, Math, and Science.

In the event of a tie in the ranking, the student's original college nursing application date (with no break in enrollment) will be used.

All nursing pre/co-requisite courses must be completed prior to entrance into the program. All Nursing Students working on pre/co-requisite courses while in the nursing program must maintain grades of "C" (70% or better in all pre/co-requisites). No pre/co-requisite course may be taken more than twice to continue in the nursing program. (See SRTC Catalog & Student Handbook). **All Nursing courses must be taken in the designated sequence and time frame allowed.**

Students applying for the ASN Program must wait and apply to the nursing program three (3) years from the last nursing course failure if they have failed the ASN/ADN/BSN Program at another institution. However, the student who completes a PN Program does not have to wait three (3) years before applying for the LPN-RN Bridge Option.

All students must maintain a "C" (70%) or better in all courses. Nursing courses may be repeated one time only with the exception of RNSG 1960 which may only be taken one time.

Generic option nursing students who fail one course with a D or F have the option to apply for readmission into the course when it is offered again, as long as they will not exceed their 3-year time frame for completing their program of study. Generic nursing students who fail any two courses with a D or F will not qualify for readmission for three years after the last failure.

Students who are unsuccessful in RNSG 1920 may apply for readmission for RNSG 1920 (limited to one readmission). Students who are unsuccessful in RNSG 1960 must apply for the Generic Option and are not eligible for the LPN-RN Bridge Option.

Generic option students who do not wish to wait the three-year period have the option of completing an LPN program and, once licensed with at least 6 months of in-field LPN work experience, may apply for the LPN-RN Bridge Option. (Student must meet all LPN-RN Bridge Program admissions standards to qualify).

LPN-RN Bridge Option students who fail one course (excluding RNSG 1960) with a D or F have the option to apply for readmission into the course when it is offered again, as long as they will not exceed their 2-year time frame for completing their program of study. Bridge students who fail RNSG 1960 have the option to apply for the Generic program. LPN-RN Bridge Option nursing students who fail any two courses with a D or F will not qualify for readmission for the LPN-RN Bridge Option for three years after the last failure, but do have the option to apply for the Generic program. (Student must meet all Generic Program admission standards to qualify).

Upon successful completion of RNSG 1960, 11 additional semester credit hours will be granted for RNSG 1920, RNSG 1940, and RNSG 1950.

W-This grade signifies that a student withdrew from a course prior to the last two weeks of term. No credit is given and no grade points are calculated. A grade of "W" is not included in the calculating the grade point average but is counted as coursework attempted in the nursing program.

All ASN applicants are required to take and attain the required score on a Pre-Admission Assessment (TEAS) exam prior to being accepted into the ASN Program. The ATI TEAS (Test of Essential Academic Skills) is a timed exam that includes questions in the following areas: English & Language Usage, Math, Reading, and Science. Applicants are strongly encouraged not to take the TEAS exam until completing A&P I and II OR at least completing A&P I and some of A&P II. Applicants must also have a completed file prior to taking the TEAS exam (excluding current college coursework).

The total TEAS score requirement for the ASN Generic Program is 60% and for the LPN-RN Bridge Option is 64%. Applicants will be allowed two attempts to meet the appropriate score. Any applicant that is unsuccessful on the first TEAS exam is strongly encouraged to remediate prior to retaking the TEAS exam. Several copies of the ATI TEAS Study Manual are available in the SRTC libraries. The TEAS study book can also be purchased online at <https://atitesting.com/teas/study-manual>.

Any applicant that does not attain the appropriate TEAS score after two attempts will not be considered for admission into the ASN Program. However, applicants can reapply to the ASN Program and take the ASN Pre-Admission exam again after waiting one year. At such time, the applicant will be allowed two attempts to meet the qualifying ASN Pre-Admission TEAS Assessment exam scores, which are good for two years from the month and year of the exam.

Curriculum Outline for Generic Option

72 Semester hour credits required for graduation

A “C” or higher is required in all courses for the ASN Program.

The first 6 of the general education courses must be completed before taking the entrance TEAS Exam and must average a 3.0 GPA for Generic admission into the program. Courses with an (*) asterisk must be within five years prior to acceptance into the ASN Program. All additional courses must be completed prior to entering into the first nursing course.

General Education Courses		Nursing Courses	
BIOL 2113*	Anatomy and Physiology I	RNSG 1920	Theoretical and Technical Foundations for Nursing Practice
BIOL 2113L*	Anatomy and Physiology I Lab	RNSG 1931	Introduction to the Nursing Principles of Pharmacy
MATH*	Any Degree-Level Math	RNSG 1940	Life Transitions I: Intro to Promotion of Health
BIOL 2114*	Anatomy and Physiology II	RNSG 1950	Life Transitions II: Promotion of Mental Health
BIOL 2114L*	Anatomy and Physiology II Lab	RNSG 2910	Life Transitions IV-Maternal/Child Nursing Care
ENGL 1101	Composition and Rhetoric	RNSG 2930	Life Transitions V: Medical Surgical 2
PSYC 1101	Introductory Psychology	RNSG 2941	Life Transitions VI: Clinical Decision Making
BIOL 2117*	Introductory Microbiology		
BIOL 2117L*	Introductory Microbiology Lab		
Elective	General Education Core		
Elective	Degree Level Humanities		
COLL 1500	Student Success		

Generic option students attending SRTC who are unsuccessful in the generic option and qualify for LPN-RN Bridge Option (and have an active, unencumbered LPN license which must be maintained and current throughout the course of the Program) will receive exemption credit for RNSG 1960 as long as they have completed RNSG 1920, RNSG 1940, and RNSG 1950 with a “C” or above.

Curriculum Outline for LPN-RN Bridge Option

The LPN-RN Bridge Option of study has 72 Semester hour credits required for graduation.

A “C” or higher is required in all courses for the ASN Program.

All of the general education courses must be completed before taking the entrance TEAS Exam and must average a 3.0 GPA to enter the LPN-RN option. Courses with an (*) asterisk must be within five years prior to acceptance into the ASN Program.

General Education Courses		Nursing Courses	
MATH*	Any Degree-Level Math	RNSG 1931	Introduction to the Nursing Principles of Pharmacy
PSYC 1101	Introductory Psychology	RNSG 1960	Transition to Associate Degree Nursing (Bridge Option Student Only)
ENGL 1101	Composition and Rhetoric	RNSG 2910	Life Transitions IV-Maternal/Child Nursing Care
BIOL 2113*	Anatomy and Physiology I	RNSG 2930	Life Transitions V: Medical Surgical 2
BIOL 2113L*	Anatomy and Physiology I Lab	RNSG 2941	Life Transitions VI: Clinical Decision Making
BIOL 2114*	Anatomy and Physiology II		
BIOL 2114L*	Anatomy and Physiology II Lab		
BIOL 2117*	Introductory Microbiology		
BIOL 2117L*	Introductory Microbiology Lab		
Elective	General Education Core		
Elective	Degree Level Humanities		
COLL 1500	Student Success		

Note: *** Upon successful completion of RNSG 1960, 11 additional semester credit hours will be granted for RNSG 1920, RNSG 1940, and RNSG 1950.

Additional Documentation for the ASN Program Generic and Bridge Options

Upon admission to the ASN Program, the student must have the following current official documents submitted to ACEMAPP. The physical forms and information about required screenings are sent to the students with their acceptance letter to the program. **The deadline for all of the following official documents will be the day of the ASN Program orientation.** ****Please note:*** All fees and expenses associated with the medical examinations, toxicology screening, immunizations, criminal background check, and certifications that are required for admission are the responsibility of the applicant or student.

1. Current Basic Life Support Certification (BLS) **Health Care Provider** from the **American Heart Association**. Copy the front and back of the card. **A current card must be maintained throughout the nursing program. No other CPR cards will be accepted.**
2. Health forms and immunization records to include:
 - a. Physical Exam – must be within three months of program start
 - b. Measles, mumps, and rubella (MMR) – 2 doses required (proof of 2 doses or titer indicating immunization)
 - c. Tetanus – must be within ten years
 - d. (2) Varicella injection Required or Titer
 - e. Hepatitis B vaccine, titer indicating immunity, declination form (***Declination not accepted at Tift Regional Medical Center***)
 - f. PPD, QuantiFERON, if positive Chest x-ray needed – must be within three months of program start, and must be renewed annually
 - g. Drug (Toxicology) screening – (Pre-check)
 - h. Flu shots for fall admissions required
 - i. **Regarding COVID-19 Vaccinations**
As healthcare professional students, it is highly recommended that you are vaccinated against infectious diseases encountered at clinical/practicum sites. We recommend you discuss these vaccinations with your personal Primary Health Care Provider.

Students are required to follow the medical clearance policies designated by their assigned clinical and/or practicum sites. Please be aware that some clinical/practicum sites mandate vaccinations against specific diseases such as COVID-19, influenza and/or testing for specific diseases such as tuberculosis. If you elect not to be vaccinated or tested, you may not be allowed to attend those clinical/practicum sites. If you do not have all required immunizations and tests, you may have limited access to clinical/practicum sites. This may delay or prevent program completion.

Archbold Memorial Hospital currently requires students to submit proof of COVID-19 vaccination or a medical/religious exemption form to Lauren Bezell at Archbold: lbezell@archbold.org.

Although vaccines are not required for program admission, each clinical/practicum site reserves the right to deny a student entry based on their own policies and procedures. If a student is denied entry to a clinical/practicum site based on lack of vaccinations or testing, the student may not be able to complete the clinical/practicum course. As a result, successful completion of the program may not be possible. Please see individual program materials for information regarding specific vaccine and testing requirements.

This information is intended to give recommendations and not set specific policies on vaccinations and/or testing. The Southern Regional Technical College, the Nursing division and the Technical

College System of Georgia are not responsible for any adverse reactions that may occur as a result of vaccines and/or testing.

Students should keep a digital copy of all health records on a flash drive for their records and subsequently update them as they expire! In the event a form is not completed by the time required, the faculty as a whole will make a determination as to the students' continued acceptance in the ASN Program. Their decision will be final.

3. The LPN License is a requirement and must be maintained and unencumbered throughout the course of the Program for **LPN-RN Bridge option students**. Failure to maintain this document may result in dismissal from the Program.
4. Criminal Background Check (please refer to *Mandatory Criminal Background Check Procedure* in this handbook) – (PreCheck)
5. Signed “State of Understanding Regarding Commission of a Felony”
6. Personal Data Sheet
7. Signed “Disciplinary Action Statement on All Forms of Academic Dishonesty”
8. Signed “Confidentiality Statement”
9. Signed “OSHA Training Document”
10. Signed “Verification of Receipt of ASN Program Student Handbook”
11. Signed “Student Authorization for Clinical Paperwork”
12. Additional forms to be completed as applicable
 - a. Signed “Phase II Competitive Readmission Application Form”

Please note: SRTC cannot assume legal or financial responsibility for the actions of nursing students. SRTC has arranged for a group liability procedure for health care providers; this procedure covers nursing students while they are engaged in clinical activities related to the student nurse role. A copy of proof of Student Liability Insurance is kept on file at the college.

Clinical at Archbold Memorial Hospital (AMH) and Affiliates

As a requisite for clinical space at AMH and affiliates all clinical requirements must be current prior to each semester start. Archbold utilizes the clinical education platform, ACEMAPP. ACEMAPP is a secure, online, onboarding, clinical rotation matching, and compliance management solution. While there is a fee (\$50 per year) involved for schools and students, Archbold believes the functionalities gained will be of benefit to all stakeholders. Students and faculty will need to complete all clinical site requirements in ACEMAPP prior to participating in a clinical rotation with Archbold. Without current records, you will not be scheduled for required clinical time for that semester. Also, each semester you will be required to complete an orientation booklet and paperwork by a pre-determined deadline of the clinical site. If there are any questions regarding clinical issues/rescheduling, contact the clinical coordinator at asnclinicalcoordinator@southernregional.edu.

Clinical at Colquitt Regional Medical Center (CRMC)

As a requisite for completing RNSG 1960 Moultrie Campus (Transitions), you may be required to attend clinical at Colquitt Regional Medical Center (CRMC). CRMC utilizes the clinical education platform, ACEMAPP. ACEMAPP is a secure, online, onboarding, clinical rotation matching, and compliance management solution. While there is a fee (\$50 per year) involved for schools and students, CRMC believes the functionalities gained will be of benefit to all stakeholders. Students and faculty will need to complete all clinical site requirements in ACEMAPP prior to participating in a clinical rotation with CRMC.

Once students become compliant, students and faculty will be notified of changes in real time and receive alerts when their requirements, such as documents and immunizations, are close to expiring.

Clinical at Phoebe Putney Memorial Hospital (PPMH)

As a requisite for completing RNSG 2910, RNSG 2930, and RNSG 2941, you may be required to attend clinical at Phoebe Putney Memorial Hospital (PPMH). PPMH utilizes the clinical education platform, ACEMAPP. ACEMAPP is a secure, online, onboarding, clinical rotation matching, and compliance management solution. While there is a fee (\$50 per year) involved for schools and students, PPMH believes the functionalities gained will be of benefit to all stakeholders. Students and faculty will need to complete all clinical site requirements in ACEMAPP prior to participating in a clinical rotation with PPMH. Once students become compliant, students and faculty will be notified of changes in real time and receive alerts when their requirements, such as documents and immunizations, are close to expiring.

Clinical at Tift Regional Medical Center (TRMC)

As a requisite for clinical space at TRMC and affiliates all clinical requirements must be current prior to each semester start. TRMC utilizes the clinical education platform, ACEMAPP. ACEMAPP is a secure, online, onboarding, clinical rotation matching, and compliance management solution. While there is a fee (\$50 per year) involved for schools and students, TRMC believes the functionalities gained will be of benefit to all stakeholders. Students and faculty will need to complete all clinical site requirements in ACEMAPP prior to participating in a clinical rotation with TRMC. Without current records, you will not be scheduled for required clinical time for that semester. Also, each semester you will be required to complete an orientation booklet and paperwork by a pre-determined deadline of the clinical site.

Criminal Background Check Procedure

In the interest of client safety, to comply with the concerns of clinical facilities, and to fulfill requirements of the Georgia Board of Nursing, all students in the Southern Regional Technical College Associate of Science in Nursing Program are required to complete a criminal background check. (Please refer to the SRTC Catalog and Student Handbook).

Note: Those who have been arrested/convicted of a moral and/or legal violation of the law may not have access to clinical sites. If clinical placement is not available, the student may be withdrawn from the ASN Program. Successful completion of all program requirements does not guarantee the student will be eligible to take the NCLEX-RN licensing examination and/or receive a registered nursing license.

- Completion of the nursing program is contingent upon satisfactory completion of clinical experience components; therefore, student attendance at all clinical facilities is mandatory throughout the program.
- Each clinical facility has the right of refusal for any student to participate in the facility in the event that a student's criminal background check is not clear.
- These procedure requirements continue throughout the program; therefore, if a student is suspected or convicted of criminal activity at any time during the nursing program, and a clinical site refuses student attendance, the student may be unable to complete the required course satisfactorily.

StudentCheck (PreCheck)

Instructions for obtaining your background check *and* drug screening for a clinical education program

Background checks and drug screening are required on incoming students to ensure the safety of the clients treated by students in the clinical education program. You will be required to order your background check and complete the drug screening in sufficient time for it to be reviewed by the program coordinator or associated hospital prior to starting your clinical rotation. A background check typically takes 3-5 normal business days to complete, and a turnaround time of the drug screening results is determined by a variety of factors. The background checks are conducted by PreCheck, Inc., a firm specializing in background checks for healthcare workers. The drug screening services is conducted by E-Screen/Pembroke. All your orders must be placed online through StudentCheck.

Go to www.mystudentcheck.com and select your School and Program from the drop down menus for School and Program. It is important that you select your school worded as **Southern Regional Tech College – ASN**. Log in with your username and password. If you do not have an existing profile, please create a new account.

Complete all required fields as prompted and hit continue to enter your payment information. The payment can be made securely online with a credit or debit card. You can also pay my money order, but that will delay processing your background check until the money order is received by mail at the PreCheck office.

Pricing

Background Check \$54.45

Drug Test \$58.30

Applicable state sales tax will be collected based on your residential location.

For your records, you will be provided a receipt and confirmation page of background check and drug screening through PreCheck, Inc.

Drug Screening:

You must pre-register for drug screen collections before heading to a collection lab.

- If you pay by credit card, the link to the instructions for pre-registration will be provided at the confirmation page after you complete your order.
- If you are paying by money order, you will be emailed instructions to obtain your drug screen once payment has been received.

Note on Drug Screen Collection Pre-Registration and Appointments: This process only pre-registers you for a drug screen and does not set up an appointment time with the collection site. Collection sites have different policies on setting up appointments for drug screening. For your convenience, we recommend calling your chosen collection site ahead of time to set up an appointment. It is also your responsibility to pre-register and complete the drug screen at the time frame required by the school. For most students, the Electronic Chain of Custody (ECOC) process will register them to a collection site instantly; however the location of some students may require us to mail a paper Chain of Custody Form to get you to a collection site close to your location. We encourage you to pre-register with enough time to allow mailing time, if needed.

PreCheck will not use your information for any purposes other than the services ordered. Your credit will not be investigated, and your name will not be given out to any businesses.

Frequently Asked Questions:

- *What does PreCheck do with my information?* Your information will only be used for the services ordered. Your credit will not be investigated and your name will not be given out to any businesses.
- *I selected the wrong school, program, or need to correct some other information entered, what do I do?* Please email StudentCheck@PreCheck.com, with the details.
- *Do I get a copy of the background report?* Yes. Go to www.mystudentcheck.com, log in, and select Check Status and enter your SSN and DOB. If your report is complete, you may click on the application number to download and print a copy. This feature is good for 90 days after submittal. After 90 days, you will be charged \$14.95 for a copy of your report and will need to contact PreCheck directly to request this.
- *Do I get a copy of the drug screening?* Please email StudentCheck@PreCheck.com to receive a copy of the report. Include your name, request, and the last 4 digits of your SSN.
- *I have been advised that I am being denied entry into the program because of information on my report who can I contact?* Call PreCheck's Adverse Action hotline at 800-203-1654.

Please note that if a drug screen is diluted, it will need to be repeated at the students' expense. To avoid dilution, drink a normal amount of fluids and do not over hydrate when providing a sample is anticipated. If you need further assistance, please contact PreCheck at StudentCheck@PreCheck.com.

ACEMAPP Information

Some clinical facilities utilize ACEMAPP as their clinical clearing service. Students will be given more information about signing up for ACEMAPP on the first day of class.

Things to know:

1. There is an annual \$50 fee, which must be paid out of pocket.
2. You will need to have a copy of the files you are turning in (i.e. vaccination record, CPR card, etc.). These files must be in .jpeg or .pdf form. The easiest way to do this is to take a legible copy of the forms with your cell phone and email them to yourself.
3. Be sure you have the fee and these files where you can access them on the first day of class and be prepared to pay/upload them.

Progression through the ASN Program

1. All nursing pre/co-requisite courses must be completed prior to entering the program. No pre/co-requisite course may be taken more than twice to continue in the nursing program (See SRTC Catalog & Student Handbook).
2. All Nursing courses must be taken in the designated sequence and time frame allowed.
3. All students must maintain a “C” (70%) or better in all courses. Nursing courses may be repeated one time only with the exception of RNSG 1960 which may only be taken one time.

Generic option nursing students who fail one course with a “D” or “F” have the option to apply for readmission into the course when it is offered again, as long as they will not exceed their 3-year time frame for completing their program of study. Generic option nursing students who fail any two courses with a “D” or “F” will not qualify for readmission for three years after the last failure.

Generic option students who do not wish to wait the three-year period have the option of completing an LPN program and once licensed, may apply for the LPN-RN Bridge Option. (Student must meet all LPN-RN Bridge Option admission standards to qualify).

LPN-RN Bridge option students who fail one course (excluding RNSG 1960) with a “D” or “F” have the option to apply for readmission into the course when it is offered again, as long as they will not exceed their 2-year time frame for completing their program of study. LPN-RN Bridge option students who fail RNSG 1960 have the option to apply for the Generic option. LPN-RN Bridge option nursing students who fail any two courses with a “D” or “F” will not qualify for readmission for three years after the last failure. (Student must meet all Generic option admission standards to qualify).

4. Any student who withdraws or has one failure “D” or “F” must complete the entire course including theory and clinical to receive credit. Any student who wants to apply for readmission into the program for any reason must submit a “Phase II Competitive Readmission Application Form”. This form should be submitted in person to the readmission coordinator.
5. All standardized achievement tests (ATI) and drug calculation competency exams must be taken at the designated times during the program. Initial examination fees for the ATI are included in college student testing fees. A student must achieve a minimum passing score of 74% or higher on the ATI Comprehensive Predictor in RNSG 2941 Capstone Course to progress/graduate from the ASN Program.
6. The ASN Program will accept ATI entrance scores from other Colleges/University within a two-year time period and two-time limit.
7. ATI Comprehensive Predictor - The student must have completed the course RNSG 2941 resulting in a course average of 70 or above. The student will then have two opportunities to successfully pass the – ATI Comprehensive Predictor with a 74% or higher with a semester of remediation before a third attempt. In the event that the student does not obtain the appropriate score after the second attempt, the student will be issued an extended in progress grade (IP) for RNSG 2941 and will be required to enroll in a self-directed online review course for the following semester. The student will meet with the instructor three times during the semester to review their progress prior to taking the third attempt. This attempt must be paid for by the student with a debit or credit card the morning of the exam and will cost \$62.00. The third opportunity to pass the ATI Comprehensive Predictor with a score of 74% or more is the final opportunity to earn the required score. If unsuccessful on the third attempt, a zero will be averaged in as 30% of the course grade which then will result in failure of the RNSG 2941 course. No further remediation will be offered.
8. **W**-This grade signifies that a student withdrew from a course prior to the last two weeks of term. No credit is given and no grade points are calculated. A grade of “W” is not included in calculating the grade point average but is counted as course work attempted.

Competencies and Functional Abilities

Southern Regional Technical College Associate of Science in Nursing recognizes that nursing is an intellectually, mentally, and physically demanding profession. Students seeking admission should be aware that all graduates are expected to assimilate basic competencies and abilities throughout their education with or without reasonable accommodation. Competencies and functional abilities required of all nurses are summarized in the table below. These competencies and functional abilities presented here are not intended to be a complete list of professional nursing practice behaviors but rather as a sampling of the types of abilities needed by the nursing student to meet program goals. The Program reserves the right to amend this listing based on the identification of additional standards or criteria for nursing students.

Core Competencies	Standard	Examples not meant to be inclusive
Critical Thinking and Analytic Thinking	Critical thinking ability that includes the ability to recognize cause/effect and analyze potential solutions sufficient for clinical judgment.	Identify cause-effect relationships in clinical situations. Develop nursing care plans. Synthesize knowledge, recognize problems, problem solve, prioritize, and invoke long and short term memory.
Interpersonal Skills	Demonstrate therapeutic communication and relationship skills. Interpersonal abilities sufficient to interact with individuals, families, and groups from a variety of social, emotional, cultural, and intellectual backgrounds.	Establish rapport with clients and colleagues. Engage in conflict resolution, establish rapport, and non-judgmental attitude. Work as a member of the healthcare team in a collaborative manner.
Communication	Communication abilities sufficient for interaction with others in verbal and written form using English as the primary language.	Explain treatment procedures, initiate health teaching, document and interpret nursing actions and client responses. Participates in client conferences, interpret nonverbal cues.
Mobility	Demonstrates physical abilities consistent with role sufficient to move from room to room and maneuver in small spaces.	Moves around in client's rooms, workspaces, and treatment areas, administer cardiopulmonary procedures.
Motor Skills	Gross and fine motor abilities sufficient to provide safe and effective nursing care. Exhibit ability to move, sit, stand, and walk safely. Demonstrate ability to write, grasp, pick up, or manipulate small objects.	Bend, stoop, or reach for objects, maintain balance, write legibly, manipulate syringes, calibrate and use equipment, position clients.
Mental Health Status	Maintain focus, emotional stability in stressful situations and respond to needs of others.	Manage own emotions, respond appropriately in crisis situations, adapts to change readily, and maintain therapeutic boundaries.

Core Competencies	Standard	Examples not meant to be inclusive
Hearing	Auditory ability sufficient to monitor and assess health needs. Hear with or without aids, voices, sounds, and monitoring alarms necessary for safe practice.	Monitor blood pressures, hear clients speaking, respond to equipment alarms, emergency signals, auscultate lung sounds, and cries for help.
Visual	Visual ability sufficient for observation and assessment necessary in nursing care. Distinguish color and visual images within normal range.	Determines color changes during physical assessment, observe clients in hallways, read computer/monitoring screens and observes client responses.
Tactile Sensation	Interpret sensations, temperature, and environmental temperature. Tactile ability sufficient for physical assessment.	Perform palpation, functions of physical examination, and/or those related to therapeutic intervention, e.g. insertions of a catheter. Respond to environmental temperature changes.
Olfactory Sensation	Detect odors, unusual smells, or smoke.	Assess odors during physical assessment, and detect odor of smoke.
Psychomotor Skills	Perform tasks congruent with nursing roles.	Perform client assessment, change dressings, and give injections.
Reading	Read and comprehend written materials.	Read and interpret policies and procedures, and read progress notes.
Mathematical Ability	Demonstrate facility with arithmetic functions, measurements, recording devices and reading/recording of numerical information.	Calculate drug dosages; convert to metric system, read monitoring equipment, record numerical assessment/monitoring data.
Physical Stamina	Exhibit physical strength and endurance appropriate to professional nursing roles throughout assigned shifts.	Lift or move client, support client walking, work complete shifts, and conduct CPR.
Physical Health Status	Maintain physical health consistent with employment responsibilities and commitments.	Monitor own health needs.

Source: Southern Council on Collegiate Education for Nursing (SCCEN). (2008). The Americans with Disabilities Act: Implications for Nursing Education. Atlanta

Academic Misconduct

Please refer to the [SRTC Catalog and Student Handbook](#)

Computers in the Classroom/Computer Tests

Computers in the Classroom:

Are not for personal email, surfing the web, social media, completing work for other courses, completing work to turn in today which should have been completed prior to class, etc. Students should always ask permission to use the printer provided in the classroom. The printer is disengaged during class periods.

The only items which should be seen on computer screens are Blackboard Learn when indicated, PowerPoint which you take notes on – if these are provided to you. If you have no need for those; turn the power off altogether on your computer. The IP address on each computer is monitored for activity.

Computer Tests:

Prior to any test, the students will leave all personal items at the front of the room (or area designated by faculty) which includes, but is not limited to: books, book bags, cell phones, smart watches, notebooks, paper, notes, key rings, pens, pencils, calculators, caps/hats/visors, coats/jackets/sweaters, etc.

During testing: nothing will be on the desk other than the blank scratch paper and a pencil (which will be provided by the instructor). The paper will have your name on it and be turned in when testing is complete along with the pencil. Once you have completed your test, close out the program, and leave the room quietly. Do not return to the room until testing is completed for all students.

Technical Issues:

Occasionally, technical problems may occur while attempting to take an exam. If this issue happens, the instructor will ask the student to leave the room and go to another RN instructor's office so they can assist the student with logging into their Blackboard shell. The student will be given the same amount of time to take his or her exam as their classmates had to complete the exam. If more than 15 minutes is needed to get the student logged into their Blackboard, he or she will be placed in another room to complete their exam.

Instructors have no control over internet connectivity during an exam. Often, delays or disconnections may occur during an exam. The instructor will make every attempt to allow the student to complete a submission of an exam.

Testing Environment:

Instructors have no control over noises made by candidates typing during another examination. Typing noise is considered a normal part of the computerized testing environment, just as the noise of turning pages is a normal part of the paper-and-pencil testing environment. It is recommended you bring your own earplugs if noise is a distraction.

Grading Procedure for the ASN Program

The final course grade will be determined from the theory component of the course. In addition, the student must earn a satisfactory “S” in the skills lab and in the clinical setting to successfully pass the course. Course syllabi and the clinical evaluation tool(s) list the identified behaviors being evaluated. The clinical evaluation tool is given to the student in each class which has a clinical component. When the clinical grade is passing “S”, and the skills lab component is passing “S”, a letter grade for each course will be established from the theory component according to the following scale.

Theory/Classroom Grading Scale

Credit Courses:	Grade	Numeric Score	Quality Points
	A	90 – 100	4
	B	80 – 89	3
	C	70 – 79	2
	D	60 – 69	1
	F	0 – 59	0
	W	Withdrawn	Not Computed
	I	Incomplete	
	IP	In Progress	
	AC (A, B, C)	Articulated Credit	Not Computed
	AU	Audit	Not Computed
	TR (A, B, C, M)	Transfer Credit	Not Computed
	EXE, EXP	Exemption Credit	Not Computed
Non-Credit:	Grade	Numeric Score	Quality Points
	S	Satisfactory (70+)	Not Computed
	U	Unsatisfactory (69 or less)	Not Computed

Grading in the classroom is designed to objectively measure a student’s mastery of knowledge and its application related to the practice of nursing. A theory grade is determined from content exams and the comprehensive final exam in the course. All classroom assignments must be completed satisfactorily and on time.

Student Evaluation

A failing grade, any grade less than 70%, will prevent a student from progressing in the Associate of Science in Nursing Program. The student must attain an overall average of 70% to pass nursing with a “C” or higher and be eligible to continue in the nursing course sequence. Any student scoring less than 70% on any unit exam will be referred to a designated faculty member for remediation. The student is required to make an appointment with the instructor within one week of receiving their exam results.

A student will not graduate or be recommended to the Board of Nursing to sit for the NCLEX-RN until the student has successfully completed all program requirements including the ATI Comprehensive Predictor, The student has three separate attempts to successfully pass the ATI Comprehensive Predictor, for the program with a semester of remediation between the second and third attempts. This exam is administered in the last semester of the program. Please refer to the Examination Procedure for the ASN Program for complete information.

Incomplete (I) Grades

This grade signifies that a student has satisfactorily completed 80% of the class days of the required coursework, but for non-academic reasons beyond the student's control, has not been able to complete the course. The Incomplete is assigned only after the student has made arrangements with the instructor for fulfilling the course requirements and received approval from the Vice President for Academic Affairs or designated representative. Grades of "I" not cleared within the first two weeks of the next term will be converted to an "F". Extraordinary circumstances may merit an appeal for an extension of time. Extensions of time must be requested by the instructor and approved by the Vice President for Academic Affairs or a designated representative; however, under no circumstances extended beyond the term. (See the [SRTC Catalog and Student Handbook](#)).

Examinations and Quizzes

Attendance at Examinations/Quizzes:

Students are expected to take all scheduled examinations.

Tardiness

Tardiness for module exams will constitute a **15-point deduction** from the module exam being taken. Time allowed to complete exams starts when the exam is initiated by the instructor and **will not be extended** to compensate for minutes the student is tardy.

Extenuating Circumstances for Missed Exams

If proof of extenuating circumstances is provided to the course coordinator within **24 hours** after a missed exam, the lowest exam score will be substituted for the missed exam. Extenuating circumstances include, but are not limited to, illness or death in the immediate family (parent, grandparent, sibling, spouse, child, significant other).

Extenuating circumstances will only be allowed **once per course**. If the student does not contact the course coordinator **and** provide proof of extenuating circumstances within **24 hours** after the missed exam, the student will receive a zero for that module exam. If a second module exam is missed, the student must provide a written explanation and must appear before the faculty panel with evidence of extenuating circumstances.

The evidence will be brought before the faculty panel (made up of ASN Program Chair, Course Coordinator, and one other faculty member). It is the student's responsibility to contact the course coordinator to make an appointment to appear before the faculty panel within 5 school days or it will result in a zero for the second exam missed and failure for the course.

NOTE: The Final Exam cannot be missed and tardy students will receive a 15-point deduction. The time allowed to complete exams starts when the exam is initiated by the instructor and will not be extended.

ATI Nursing Examination Procedure

ATI Program offers the following for students:

- A comprehensive, assessment-driven review program designed to enhance student NCLEX® success.
- Multiple assessment and remediation activities. These include assessment indicators for academic success, critical thinking ability, and learning styles. Additionally, online tutorials, online practice assessments, and proctored assessments are provided and span major content areas in nursing. These ATI tools, in combination with the nursing program content, assist students to prepare effectively, helping to increase their confidence and familiarity with nursing content.
- ATI Orientation resources, such as the ATI Plan, which may be accessed from the “My ATI” tab. **It is highly recommended that you spend time navigating through these orientation materials.**

Review Modules/EBooks

- ATI provides Review Modules in eBook formats that include written and video materials in key content areas. Students are encouraged to use these modules to supplement course work and reading. Instructors may assign chapter reading either during a given course and/or as part of active learning/remediation following assessments.

Tutorials to Support Assessment and Remediation Process

- ATI offers unique tutorials that are designed to teach nursing students how to think like a nurse, how to take a nursing assessment, and how to make sound clinical decisions. **Nurse Logic 2.0** is an excellent way to learn the basics of how nurses think and make decisions. **Learning System 3.0** offers practice quizzes in specific nursing content areas that allow students to apply valuable learning tools from Nurse Logic. ATI is committed to increasing student confidence by providing students with experience answering NCLEX-style questions in a variety of quizzing formats. With Learning System 3.0, students can assess their knowledge through pre-set quizzes, build a customized quiz that focuses on specific categories, or test their category-specific comprehension in an adaptive quizzing environment. **NURSE LOGIC DEADLINE DATES WILL BE ASSIGNED THE FIRST DAY OF CLASS.**

Assessments

- The Content Mastery Series Assessments (CMS) provide essential data regarding a student’s mastery of concepts in relation to specific nursing content areas, including a series of Targeted Medical Surgical assessments that address individual body systems to provide formative evaluation of content prior to the final medical surgical course. There are practice assessments available for students as well as standardized proctored assessments that may be scheduled during courses. These assessments will help students identify what they know, in addition to areas requiring remediation (called Topics to Review).
- ATI Comprehensive Predictor - The student must have completed the course RNSG 2941 resulting in a course average of 70 or above. The student will then have two opportunities to successfully pass the – ATI Comprehensive Predictor with a 74% or higher with a semester of remediation before a third attempt. In the event that the student does not obtain the appropriate score after the second attempt, the student will be issued an extended in progress grade (IP) for RNSG 2941 and will be required to enroll in a self-directed online review course for the following semester. The student will meet with the instructor three times during the semester to review their progress

prior to taking the third attempt. This attempt must be paid for by the student with a debit or credit card the morning of the exam and will cost \$62.00. The third opportunity to pass the ATI Comprehensive Predictor with a score of 74% or more is the final opportunity to earn the required score. If unsuccessful on the third attempt, a zero will be averaged in as 30% of the course grade which then will result in failure of the RNSG 2941 course. No further remediation will be offered.

Focused Reviews/Active Learning/Remediation

- A student success remediation portfolio is initiated in RNSG 1920 and 1960 and maintained throughout the entirety of the ASN program. Instructors will provide specifics about this binder the first day of class. This binder will benefit students' understanding of course content and reveal knowledge gaps for easy review. The binder can include a student signed school remediation policy, a current transcript of ATI remediation complete during each class, the Focused Review, and supplemental materials (ATI Active Learning Templates, ATI Three Critical Points, journal entries).
- ATI Focused Review 2.0 facilitates the post CMS assessment remediation experience for students. This personalized learning experience uses a student's performance on the CMS practice and proctored assessments to drive focused student learning. Once the student has completed a CMS practice assessment, Focused Review 2.0 automatically assesses the student's learning gaps and generates a personalized learning experience. Focused Review 2.0 provides ATI Review Module content in an eBook experience while highlighting the specific elements of content that a student should review. The forms of content include text, image, sound, and video. When the student has completed their first round of remediation (practice assessments only), they can take a post-remediation quiz which provides similar questions on identified content gaps. Upon completion of the quiz, the student can review their knowledge gaps and study updated eBook content. The post-remediation quiz is intended to provide feedback on remediation impact. If the student has completed a CMS proctored assessment, Focused Review 2.0 provides ATI Review Module content in an eBook experience that is viewed by chapter versus a specific highlighted presentation. Focused Review 2.0 does not provide a post-remediation quiz in the CMS proctored assessment remediation mode.

Drug Dosage Calculation Competency Exam Procedure

A drug dosage calculation competency exam will be administered at the completion of Introduction to Nursing Principles of Pharmacology (RNSG 1931). The student must score at least 100% on the exam to pass. Should the student be unable to score the required 100% on the first attempt, two additional drug calculation exams may be attempted with the minimum passing score of 100%. The student who is unable to score the required minimum score of 100% by the third attempt will not be allowed to progress in the nursing program and will earn an "F" in the associated course. In the future nursing courses (after successful completion of RNSG 1931) Drug Calculation Problems will be a part of course exams in order to maintain student proficiency.

Testing Guidelines for ALL Examinations

- All personal belongings including cell phones will be relocated to another part of the testing room.
- Students should have **nothing** on the desk.
- There should be no smart watches worn during any examination. Smart watches must be removed prior to beginning the exam.
- All cell phones will remain OFF during the testing period. Any student whose cell phone is on during the testing period will be requested to leave the testing area immediately. If your phone rings, it will be taken and **ten points** will be deducted from your test.
- There will be **no** conversation during the testing period.
- Only one student at a time may leave the room if a restroom break is needed and approved by faculty.
- Tardiness for module exams will constitute **15-point deduction** from the module exam being taken. Time allowed to complete exams starts when the exam is initiated by the instructor and will not be extended to compensate for minutes the student is tardy.
- Students are not allowed to congregate in the hallway outside of the testing area. If faculty has to address a noise problem, students involved in the activity will have earned a **zero** for the exam.
- Occasionally, technical problems may occur while attempting to take an exam. If this issue happens, the instructor will ask the student to leave the room and go to another RN instructor's office so they can assist the student with logging into their Blackboard shell. The student will be given the same amount of time to take his or her exam as their classmates had to complete the exam. If more than 15 minutes is needed to get the student logged into their Blackboard, he or she will be placed in another room to complete their exam.
- Once a student leaves the room after an exam, he or she will not be allowed back into the room until **all** students finish testing.
- Students with disabilities should contact Connie Barrett (cbarrett@southernregional.edu) for accommodations.

Post Test Analysis

- The course faculty will review the statistical analysis of individual test items as well as other significant issues prior to posting test grades.
- Decisions to exclude or keep a test item are at the discretion of the course faculty.

ASN Grade Appeals

The following process will be used for grade appeals:

A student may appeal a final grade or other academic decision. The student may appeal to the faculty member who awarded the grade or made the academic decision. Absent extraordinary circumstances, a written appeal to the faculty member must be filed within two weeks from the date the student learned or reasonably should have learned of the grade. The faculty member will provide the student with a written decision.

If the consultation with the faculty member does not resolve the appeal, a student may submit a written request for review of the appeal to the Dean for Health Sciences. Absent extraordinary circumstances, the request for review must be filed within two weeks from the date the student learned or reasonably should have learned of the written decision by the faculty member. The Dean for Nursing will provide the student with a written decision.

If the student is not satisfied with the decision of the Dean, the student may submit a written request for review to the Vice President for Academic Affairs. Absent extraordinary circumstances, this request for review must be filed within two weeks from the date the student learned or reasonably should have learned of the written decision by the Dean for Nursing. The Vice President for Academic Affairs will provide the student with a written decision. The decision of the Vice President for Academic Affairs shall be final.

Please refer to the [SRTC Catalog & Student Handbook](#) for the following policies:

- **Grade and Other Academic Appeals for College**
- **ASN Attendance Procedure**
 - **Excused Absence**
 - **Unexcused Absence**
 - **Tardiness Criteria**
- **Classroom Breaks**

ASN Attendance Procedure

Requirements for instructional and clinical hours for programs that have accrediting agencies or licensure boards reflect the rule of the respective agencies. Therefore, class and clinical attendance are required. The procedure for absences is determined by the program lead instructor, program director, or program clinical coordinator. Procedures for making up time for these specific programs will be outlined in the course syllabus.

SRTC emphasizes the importance of class attendance. If you are to be out, you need to notify the instructor. In the traditional classroom environment, the attendance procedure is outlined in the student handbook below:

Tardies represent 1 hour missed.

Students who miss 5% will be given a warning.

Students who miss 10% will be withdrawn from class.

Students who miss 20% will be withdrawn without recourse.

Students who are absent from any clinical hours will be required to make up the entire clinical day in order to progress in the course/program:

- a. The maximum number of clinical hours a student can make up **per semester** are ten (10). The hours must be made up in the category in which they were missed (example: medical-surgical, maternity, psych, etc.); however, they will not consist of an alternate experience.
- b. Scheduling of make-up hours are contingent upon an excused absence, which must be presented to the course instructor within 24 hours. An excused absence required documentation such as a Primary Health Care Provider's excuse, jury duty notice, obituary, etc. All others are subject to review and approval by the Program Chair.
- c. **Please see the Clinical/Simulation Lab requirement section for more information regarding make-up hours.**

Any missed clinical (virtual or facility) time results in making up the entire 10 hour day.

Cell Phone Procedure

Students are to have cell phones on silent or off during class. If you need to have your phone on vibrate for any reason, the instructor must be notified prior to the beginning of class. If someone complains or the instructor notices a cell phone being used during class for texting or other reasons, the student will be asked to leave the class for the rest of the day. This will require make-up work to be completed. If your phone is vibrating or bothering classmates, the same rule applies. You will be asked to leave class for the remainder of the day and will have make-up work for the missed class time with the exception of an exam, **THERE WILL BE NO MAKE-UPS.**

Skills Laboratory

The nursing skills laboratory augments classroom theory by teaching skills which are necessary in the application of theory. The following instructional methods are utilized in the lab: demonstration, supervised practice, individual practice, skills check-offs, computerized instruction, simulation, and independent viewing learning of resources and media. Students will be required to complete skills competency check-offs each semester throughout the program.

Skills Laboratory Requirements

Students will be assigned to skills lab practice sessions and return demonstration sessions according to students' class schedules and learning needs. Students are required to attend all nursing laboratory experiences. Lab sessions may be held during morning or afternoon hours as determined by the faculty.

Students are expected to follow the guidelines listed below in relation to skills lab requirements:

1. Complete assigned readings before the nursing skills lab demonstration class. Reading assignments are important and should be read thoroughly. Students should also read the skills lab guide and skills checklist. These should be used as a guide for practicing skills and for performing check-offs.
2. If a clinical skills video is shown during the nursing skills lab and the student is absent, he or she will be responsible for viewing the clinical skills video prior to his/her make-up session(s). Students must show evidence of having reviewed the assigned video as requested by faculty. If evidence is not submitted, the student will not be permitted to attend the skills lab session. This will constitute a skills lab absence and must be made up after viewing the assigned clinical skills video.
3. Students are expected to attend each scheduled skills lab. If unable to attend, the student must notify the course coordinator or other faculty member prior to the scheduled session. It is the student's responsibility to make up any missed skills lab. The attendance procedure of the ASN Program applies to all scheduled skills lab sessions.
4. The Nursing Skills Lab will be open for scheduled practice and skills check off times. Students electing additional practice times will be allowed into the lab at times pre-arranged with the nursing faculty.

5. Cell phones are permitted in the lab for the sole purpose of scanning in and out via the QR code to document the time spent in the lab and the purpose whether it is for skill demonstration, check-off, virtual hospital, or practice. Cell phones will be kept on silent and any use noted other than to scan in or out of the virtual hospital will result in a student conference form and the student being sent home for the day. The student will be expected to make-up any time missed in the lab after coordinating the make-up with the course instructor. The QR code: <https://southernregional.edu/asn-lab>
6. Food will ***not*** be allowed in the lab.

Skills Laboratory Evaluation

ASN student performance and competency of nursing skills will be evaluated every semester using a skills laboratory evaluation check-off tool. Students are expected to come to the check-off session prepared to perform any previously learned nursing skill. The skill requested to be performed by the student is at the discretion of the ASN faculty. The ASN faculty will utilize a satisfactory or unsatisfactory rating scale to evaluate the behaviors listed in the skills lab manual that accompanies the current Fundamentals course text. The evaluation of satisfactory (S) or unsatisfactory (U) will be based upon the following ratings:

Satisfactory (S): Behavior is demonstrated safely and independently or with minimum assistance. The student is able to verbalize and apply scientific or theoretical principles related to behavior.

Unsatisfactory (U): Behavior is demonstrated ineffectively, incorrectly, or incompletely. Close supervision and/or consistent prompting and direction are required to perform expected behavior. Student is unable to verbalize and/or apply scientific or theoretical principles related to behavior.

Following each lab check-off session, the student will receive a rating for each skill that was completed. If a (U) was earned, the specific behavior of the student will be described in writing on the evaluation tool and will be shared with the student. The student will be expected to review and return for a second attempt with the Course Coordinator. If an unsatisfactory grade is assigned for the 2nd attempt, the student will be required to make an appointment with the Course Coordinator for remediation, **and** make a video demonstrating competency of the skill. Satisfactory demonstration of the skill on video must be obtained prior to the final exam. If satisfactory demonstration of the skill is not accomplished, the student will earn a (U) and may be at risk for overall course failure.

If the student misses skills lab and does not notify the instructor of their absence ahead of time, the student will receive a grade of (U). The student will have earned a (U) for the skills lab grade if he receives 3 unsatisfactory ratings in any one behavior. A (U) skills lab grade will result in the student receiving an "F" for the course grade. The ASN attendance procedure applies to all scheduled skills laboratory sessions and check-offs. Students with skills lab absences run the risk of not meeting course objectives, resulting in failure of the course. Students are required to complete all lab check offs within 10 minutes. A timer will be set to accurately track time. If time limit is exceeded, it will be considered a (U) for that check-off and required to recheck. (Please see Skills Lab evaluations).

Clinical Experience

Student clinical experiences will be in a variety of settings and locations including the Simulation Lab. Students are required to attend all assigned clinical experiences. Students are notified at the beginning of each semester about the schedule and location of the clinical practicum. Students cannot request certain clinical locations and must attend the clinical sites as assigned; although consideration for a facility near the student's home will be given due to the high cost of transportation. Student clinical assignments are made at the discretion of the Clinical Coordinator.

Clinical/Simulation Lab Requirements

Students are expected to adhere to the following in relation to clinical experiences:

1. Participation in all schedule clinical experiences is required.
2. Tardiness is an unacceptable behavior. Students who arrive more than 10 minutes late for the clinical experience will be sent home while anyone who is between 1 to 9 minutes late will receive a point deduction on their Clinical Evaluation Form. For example, if clinical is to start at 6:30 AM and a student arrives at 6:31 AM, that student is considered late. Additional assignments will be required and must be completed by the date and time designated by the faculty. Anytime a student is tardy, a notation will be placed on the evaluation tool.
3. Students are **NOT** to leave the assigned clinical area without permission from the clinical instructor. Student must ensure that their assigned client has nursing attendance at all times. Students must notify the instructor, the nurse(s) assigned to the client(s) care and ask a peer to cover their client prior to leaving the unit for any reason.
4. A student who is breast-feeding and involved in a clinical rotation may utilize her break and/or mealtime for collection of breast milk for future feedings. This procedure is to be completed in a private, hospital-staff approved area conducive to this procedure. It is expected that the student will notify her course coordinator and clinical instructor at the onset of the clinical rotation experience that she is desirous of engaging in this behavior. The student will continue to notify the clinical instructor and her client's primary nurse when she plans to physically remove herself from her assigned client's environment.
5. Students must abide by all rules and regulations of the affiliated clinical agencies.
6. Transportation to and from the clinical agencies is the responsibility of the student.
7. No student will be allowed to give care to any client before or after clinical lab unless an instructor is present.
8. It is the student's responsibility to plan and implement nursing care according to the objectives on the clinical lab evaluation tool.
9. Students must be able to perform all nursing skills safely. If unsure as to how to perform or proceed with a certain procedure or skill, it is the student's responsibility to contact the instructor for assistance.

10. Students are expected to communicate with hospital staff, especially to nursing personnel to whom their clients are assigned. The student will report all pertinent client information to the nurse responsible for the client.
11. All students must strictly adhere to the SRTC dress code (See General Code of Discipline, SRTC Catalog and Student Handbook). If a student violates the dress code, he/she will be sent home and considered absent from the clinical setting or simulation lab.
12. Students will be assigned to clinical rotations by schedule; including alternate clinical units/sites, by the Clinical Coordinator and according to the learning level needs of the student. Clinical faculty may further alter clinical alternate schedules for a student as necessary, according to the learning progress of the student in the clinical setting.
13. Students are to report to clinical with needed equipment and supplies. Students should not borrow from the instructors or other peers.
14. Students must come prepared to the clinical labs by having written assignments completed as specified on the laboratory guide(s)/syllabi for the nursing course.
15. Some clinical facilities may still require students to wear masks at clinical as recommended by CDC guidelines during the pandemic. Additionally, shields may be required in a clinical setting based on changes made by the clinical facility. Masks are currently optional in class/lab located at a college campus.
16. Students who are absent from any clinical hours will be required to make up the entire clinical day in order to progress in the course/program:
 - a. Students must notify the clinical instructor (by email or phone) prior to the beginning of any clinical and on each day to be missed. Students with an extended illness should contact the Program Chair for the procedure. Failure to contact all of the above will result in an unexcused absence. **DO NOT CALL A FRIEND TO TELL YOUR INSTRUCTOR OF YOUR ABSENCE.**
 - b. The maximum number of clinical hours a student can make up **per semester** are ten (10). The hours must be made up in the category in which they were missed (example: medical-surgical, maternity, psych, etc.); however, they will not consist of an alternate experience.
 - c. Scheduling of make-up hours are contingent upon an excused absence, which must be presented to the course instructor within 24 hours. An excused absence required documentation such as a Primary Health Care Provider's excuse, jury duty notice, obituary, etc. All others are subject to review and approval by the Program Chair.
 - d. If the student misses a clinical day, it is the responsibility of the student to contact the clinical instructor and the ASN Clinical Coordinator (ASNclinicalcoordinator@southernregional.edu) to reschedule a clinical make-up day. If the student fails to contact the clinical instructor and the ASN Clinical Coordinator to reschedule a clinical make-up day, a make-up clinical will not be assigned and the student **will not** meet their required clinical hours.

- e. Make-up hours may be scheduled on weekends, nights, or evenings, and the attendance is not optional. Participation in all scheduled clinical experiences is required. Excused absences will be granted only in extenuating circumstances. Proof of extenuating circumstances such as illness or death in the immediate family must be provided within 24 hours of the missed clinical day. Clinical experience missed due to extenuating circumstances will be made up at the discretion of the instructor. An excused absence of more than one clinical day in a course may result in a W or F.
17. All clinical experience make-up work, including all paperwork, must be completed prior to the final exams for that semester.
 18. If absent, regardless of the reason, the student is responsible for any material or announcements made on the day the student was absent.
 19. Students will not be allowed to bring purses, suitcases or other large carrying cases to the clinical setting.
 20. Students are encouraged to bring a non-perishable snack to the clinical assignment in the event that a lunch period is missed or late. The snack must be consumed in the designated area and with the permission of the instructor.
 21. Cell phones are permitted in the lab for the sole purpose of scanning in and out via the QR Code to document the time spent in the lab and the purpose whether it is for skill demonstration, check-off, virtual hospital, or practice. Cell phones will be kept on silent and any use noted other than to scan in or out of the virtual hospital will result in a student conference form and the student being sent home for the day. The student will be expected to make-up any time missed in the lab after coordinating the make-up with the course instructor. The QR Code: <https://southernregional.edu/asn-lab>
 - a. If a cell phone is discovered and in use for any other purpose than scanning in and out of the lab, the student will be sent home and receive a notation on their Clinical Evaluation Tool.
 22. Electronic devices may be used only per Facility's procedure regarding electronic devices.
 23. Students unprepared to give medications will not be permitted to administer medications that day and will receive notations on the Clinical Evaluation Tool for the day and will be sent home. This will require a clinical make-up day. However, paperwork must be completed and turned in on the assigned day.
 24. No electronic watches. Analog **only** in the clinical setting which includes the virtual hospital.

Community Service Hours

In accordance with the mission, vision, values, and philosophy of Southern Regional Technical College (SRTC), students enrolled in the Associate of Science in Nursing are required to complete community service. Because learning takes place not only in the classroom but also in the community, service learning is an important part of the nursing curriculum. It is a great opportunity to assist the community while experiencing personal fulfillment. The Community Service 10-hour requirement is the application of one's skills and time to meet identified community needs. Service learning promotes hands-on learning by:

- Fulfilling community needs

- Promoting civic and social responsibility
- Actively reflecting and reinforcing classroom learning
- Developing strengths that last a lifetime
- Stimulating the development of leadership skills

Community service is defined as volunteer work that is intended to help others in a particular way. In order to fulfill the service requirement for the Division of Nursing at SRTC, the activity must be related to health promotion within the Technical College's institution or within the counties it serves.

Community service activities include, but are not limited to:

- Participating in health screenings and physicals (e.g. for area business/industry and/or High Schools)
- Planning and/or participating in health fairs
- Serving food at the soup kitchen
- Yellow Elephant for suicide awareness
- Volunteer to read during summer at the library or reading to kids at elementary schools
- Mentoring or tutoring other students (e.g. assisting in the lab with Fundamentals RNSG 1920)
- Volunteering for College sponsored events that serve the public in some health related way (e.g. Career Day at area High Schools)
- Volunteering with various human service agencies (e.g. Lives Without Limits, Hands on Thomas County, Food Banks, Humane Society)
- Volunteering at the local hospital
- Participation in any College or community activity if it can be demonstrated that the student contributed in some special way related to nursing (e.g. Donating blood – one hour per pint, the Alzheimer's Memory Walk, Relay for Life)
- Participation in College groups such as Student Council or NTHS
- Join GNA and show proof of one event within the national organization
- Approved CEU for COVID-19 by the National Council of State Board of Nursing

DONATIONS (Only one item donation event allowed for duration of community service activities)

- Donation of uniforms to the HATZ Off Program on Tifton Campus
- Bringing in canned goods, hygiene items, or pet food

Students are responsible for submitting validating documentation of their activities to the RNSG 2941 course coordinator to be placed in their permanent file. **It is also recommended that the student keep a copy of the validation sheet for their own records.** If students have questions about the acceptability of a specific activity, they should present the information about the activity to one of their current Nursing Instructors as well as the Program Chair of the Nursing Division for a judgment. Upon the approval of the activity by the Instructor **and** the Program Chair, the student may complete the activity. **The 10-hour Community Service requirement shall not begin prior to entering RNSG 1920 (Generic option) or RNSG 1960 (Bridge option) and must be completed by midterm of RNSG 2941.** Should the student fail to complete the required 10 hours prior to midterm of RNSG 2941, the student must provide written explanation and must appear before the faculty panel to present a verbal explanation. The evidence will be brought before the faculty panel (made up of the ASN Program Chair, Course Coordinator, and one other faculty member). The faculty panel will discuss the evidence and collectively agree on appropriate disciplinary action. It is the **student's** responsibility to contact the RNSG 2941 course coordinator to make an appointment to appear before the faculty panel within five school days of midterm.

Preceptorship for RNSG 2941 *(*In the event Preceptorship is offered)*

Preceptorship is to be done on student's own time and not paid working time. The State Board of Nursing is specific that student's clinical time should be non-paid time. If this violation occurs, the student will be dismissed from the program and will earn a failing grade for the course. In addition, Preceptorship must be completed within designated time frame given by the clinical coordinator. Preceptorship clinical will be completed on whatever shift your preceptor is assigned (AM, PM, weekday, or weekend). Clinical/class cannot be missed to complete preceptor hours.

Overall Clinical Evaluation

Established criteria will be utilized to evaluate the student's progress toward meeting the program outcomes. Each time students are assigned to care for real or simulated clients, faculty will be present and will evaluate student performance. This evaluation will include but not be limited to: care given, the development of nursing concept maps, teaching plans, or clinical pathways; process recordings, participation in clinical conferences, or any other clinical specific projects. Expected clinical behaviors are grouped according to the course outcomes. Faculty will evaluate students throughout the clinical learning experience using the Clinical Evaluation Tool associated with the specific course.

Evaluation in Clinical Setting

The evaluation of Satisfactory (S) or unsatisfactory (U) will be made based upon the following ratings:

- Satisfactory (S):** Behavior is demonstrated safely and independently or with minimum assistance. The student is able to verbalize and apply scientific or theoretical principles related to behavior.
- Unsatisfactory (U):** Behavior is demonstrated ineffectively, incorrectly, or incompletely. Close supervision and/or consistent prompting and direction are required to perform expected behavior. Student is unable to verbalize and/or apply scientific or theoretical principles related to behavior.

After each clinical session, the student and clinical instructor will evaluate each behavior that was performed. If a notation is earned, the specific behavior of the student will be described in writing on the evaluation tool and will be shared with the student. The student will be counseled before the next clinical session regarding approaches and expectations for improvement of his/her behavior.

A Satisfactory (S) grade in the clinical setting is achieved by:

- Achievement of the stated criteria in the Clinical Evaluation Tool for each nursing course.

An Unsatisfactory (U) grade in the clinical setting which will result in an F in the course if any of the following occur at any point during the semester:

- One (1) incident of gross unprofessional conduct or behavior (See ASN Student Handbook)
- Earning below a 70 on Clinical Evaluation Tool at any point during the semester
- Any clinical time and associated clinical paperwork not made up before the final exam

Unsafe Clinical Practice

Repeated evidence of unsafe clinical practice by a student will result in a clinical failure from the SRTC ASN Program. The clinical instructor will document unsafe clinical practice on the Clinical Evaluation Tool and the student counseling form. Students demonstrating unsafe practice twice will earn an unsatisfactory (U) grade and fail the program.

- Nursing care that is deemed to be unsafe clinical practice includes, but is not limited to:
- Failure to provide for the safety of the client. Each student is required to practice without violating a) physiological safety, b) psychological safety, and c) infection control guidelines.
- Failure to observe the “six rights” of medication administration according to agency procedure and accepted standards of care: a) right client, b) right drug, c) right dose, d) right route, e) right time, and f) right documentation.
- Failure to acquire clinical instructor’s supervision.
- Administering nursing care when the nursing instructor is not on the premises.
- Failure to confirm client allergy status and/or code status.
- Violation of ethical standards such as: a) willful dishonesty regarding information given to faculty, college students, or hospital staff, b) stealing medications, equipment, supplies, books, etc., c) failure to ensure client confidentiality, d) abuse or neglect clients or e) impairment or possible impairment through use of alcohol and/or un-prescribed chemicals.
- Failure to prepare, comprehend, and/or discuss with the clinical instructor the assigned client’s pathophysiology and/or medications.
- Failure to notify clinical instructor prior to leaving the clinical floor at any time.
- Absence from clinical assignment without proper notification (see Clinical Experience Requirements).

Uniform and Dress Requirements

Students must wear the designated student uniform when in the clinical area on clinical assignment or other course assigned activities. All nursing instructors have the right to dismiss a student from the clinical setting if they fail to meet these standards.

Guidelines

Personal Hygiene/Grooming

- a. Students are to be clean, neat, and well-groomed at all times.
- b. Odors can be offensive to sick clients. No perfumed substances of any kind may be worn during clinical experiences.
- c. Special attention should be given to achieving non-offensive breath and body odors. **There is to be no smoking while in uniform. See “Tobacco Free Campus Procedure” in SRTC Catalog and Student Handbook.**
- d. Hair must be presented in a conservative style. Conservative style is defined as hair off collar, neatly arranged and no hair ornaments, no hair designs, no pigtails, beehives, puffs, or loose strings in the face. Barrettes or clips which are used to keep hair off collar must be color of hair. Your hair color must be one with which you can be born with. Hair must be pulled back away from the face and off the neck.
- e. All male students must be clean shaven. If you have a mustache or beard, it must be well groomed (short and neatly trimmed).
- f. Nails must be clean, neat, and not extend beyond the fingertips. Only clear nail polish may be used. **No French tips allowed. No artificial nails are allowed.**
- g. No fake eyelashes allowed.
- h. Cosmetics/make-up: Moderate use of makeup (worn very sparingly).
- i. Gum chewing and use of tobacco (smoking, dipping, or any electronic tobacco device such as vaping) are not allowed during clinical experience.
- j. Jewelry will be allowed as follows: a plain wedding band, watch with second hand (non-digital; gold, white, or black only), small (white gold, gold, silver or pearls) post earrings (one per ear in the earlobe; no hoops, drop or colored earrings).
- k. White or Skin Tone long sleeve shirts may be worn in fall/winter or to cover skin decorations.
- l. SRTC lab coats can be worn in the clinical setting **except** in the client’s room.

Uniform Requirements

- a. Two (2) to four (4) official SRTC ASN uniforms and (1) lab coat: clean and ironed; and a clean uniform should be worn each day. Uniform (dresses) should be between mid-knee and mid-calf in length. White run-free hose are to be worn. (Support hose are recommended).
- b. Pants are also available to be worn with the uniform top. Pants must be worn at the natural waist line, no undergarments or skin should be seen when bending or stooping. White hose, white mid-calf socks, or white knee-highs (no footies) are permitted with the pants.
- c. Male students’ navy uniform pants, white crew neck T-shirt and white uniform top SRTC logo on the left sleeve composes the acceptable uniform for the male students. Crew socks are to be worn with this uniform.
- d. The uniform is to be clean and neat and worn in such a manner as to give a fresh, professional appearance.
- e. Shoes must be cleaned, all-white, closed toe, and low-heeled professional shoes with rubber soles. Shoes and shoestrings must be cleaned before each clinical assignment. **No canvas or cloth shoes or open backs are allowed.** Exception: clogs with strap across back are allowed; **“Crocs” are allowed with back strap and NO holes.**
- f. The name SRTC badge is worn on the right side of the uniform and/or lab coat at all times.

- g. Underwear should be neutral or skin-colored; solid no prints; slips must be worn under dresses. Neutral or skin-colored bras must be worn during all clinical experiences. Males should wear an undershirt or T-shirt under lab top.
- h. No sweaters will be allowed.
- i. Skin decorations or any other drawing or diagram on the skin are not to be visible when representing SRTC in the practice settings. Any student having a tattoo or other permanent skin decoration visible on the arm/neck must cover them at all times. Any tattoos on the lower leg, ankle, or foot are to be covered by socks and/or pants when representing SRTC in practice settings.
- j. All body piercings that are visible must be removed (nose piercing cannot be covered up with Band-Aid and must be removed).
- k. SRTC badge holders can be purchased from any SRTC bookstore. **No other badge holders allowed.**
- l. **No smart phones or digital watches.**

Purchasing Uniforms

Uniforms must be ordered from Meridy's. A specific style has been selected and no other styles will be permitted.

1. Students are to purchase the following items:

- a. Two to four complete uniforms, women-specified tops with skirt or pants or one of each; men-two to four specified uniform pants and tops.
- b. At least two nametags. Nametags must be obtained from the SRTC Librarian with evidence of acceptance into the ASN Program.
- c. One lab coat
- d. One pair of clean white shoes, closed toe and back, and low heeled professional shoes with rubber soles. (May purchase from any retailer). Clogs with back strap are acceptable. "Crocs" are allowed with back strap and NO holes.

2. Equipment for the Clinical Area you must purchase:

- a. Watch with second hand (non-digital; gold, white, or black only)
- b. Black ink pens, black permanent marker
- c. Bandage scissors
- d. Hemostat, Pen Light
- e. Dual headed stethoscope (Black, Grey, or Brown)
- f. Notepad for pocket
- g. Blood pressure cuff

Failure from the ASN Program: *(These apply to theory or clinical)*

Unprofessional conduct may result in failure from the ASN Program. Behaviors for which the student may fail include, but are not limited to, the following:

- Performing acts beyond the scope of practice
- Assuming duties and responsibilities without adequate preparation or when competency has not been achieved
- Diverting supplies, equipment or drugs for personal or other unauthorized use
- Falsifying or otherwise altering client or agency records
- Violating client confidentiality (for example, photocopying client records or removing computer generated printouts from agency premises)
- Abusing, neglecting, or abandoning clients
- Willful commission of any act, which is a felony under the laws of the State or of the United States, or any act which is a misdemeanor under such laws and involves moral turpitude
- Providing nursing care in a manner contrary to standards of ethics or in such a manner as to make his/her practice a danger to the health and welfare of clients or other person
- Inability to provide nursing care with reasonable skill and safety to clients for any reason including, but not limited to illness, use of alcohol, drugs, narcotics, chemicals, or any other type of material or as a result of any mental or physical condition
- Disruptive behavior in the classroom
- Interruption of teaching and learning process in classroom or clinical

Readmission Procedures to the ASN Program

1. The student desiring readmission must contact the readmission coordinator in the ASN Program to complete the readmission paperwork and application for the college at least one semester prior to the semester in which they seek readmission.
2. Student must submit a “Phase II Competitive Readmission Application Form” to the ASN Readmission Coordinator at least one semester prior to the semester in which they seek readmission.
3. The ASN Program must be completed within three years of successful completion of RNSG 1920 or two years from successful completion of RNSG 1960. All students desiring readmission must be able to complete the ASN Program within the allotted time frame. Students unable to complete the program in the allotted time frame will not be eligible for readmission.
4. Psychomotor/nursing validation – Nursing skill validation will be evaluated using procedure check off sheets. Skills will be selected from the skills learned in course(s) previously taken. Following each lab check-off session, the student will receive a rating for each skill that was completed. If a (U) was earned, the specific behavior of the student will be described in writing on the evaluation tool and will be shared with the student. The student will be expected to review and return for a second attempt with the Course Coordinator. If an unsatisfactory grade is assigned for the 2nd attempt, the student will be required to make an appointment with the Course Coordinator for remediation, and make a video demonstrating competency of the skill, which will be reviewed by a faculty panel. Satisfactory demonstration of the skill must be obtained prior to the final exam. If satisfactory demonstration of the skill is not accomplished, the student will earn a “U” and will receive an “F” for the course. The student must provide his/her own supplies for check off. If a partner is needed in the

skill check off, the student must bring a partner to check off. If the student will need a section of the skills lab for practice, the student must check with faculty to make sure the lab is available for practice.

5. To ensure proper response, all inquiries regarding reentry to the ASN Program are to be directed to the Readmission Coordinator, Course Instructor, and ASN Program Chair.
6. Any student that is out a semester and re-admitted to the ASN Program will be under a new ASN Student Handbook. It is the student's responsibility to obtain a new copy of the Handbook on the SRTC Website. It is especially important that students know that it is their responsibility to keep informed of all changes including academic requirements for graduation.
7. Any student that is out a semester and/or re-admitted to the ASN Program is to meet with the Program Chair between semesters for remediation assignments.

8. Students applying for readmission must have the following by the end of the semester preceding readmission:

- A current PPD within 3 months or negative chest x-ray. If positive chest x-ray, the student can be cleared via a Tuberculosis Screening Questionnaire indicating no problems for more than 3-4 months from a physician/health care professional.
- Drug Toxicology (PreCheck)
- A criminal background check completed within 30 days of acceptance back into the program. (PreCheck)
- Students must present a current Basic Life Support Certification (BLS) Health Care provider from the American Heart Association.

9. Students applying for readmission will need to review and provide the below requirements:

- Students who will not have a break in semester attendance will be required to submit:
 - A current PPD within 3 months or negative chest x-ray. If positive chest x-ray, the student can be cleared via a Tuberculosis Screening Questionnaire indicating no problems for more than 3-4 months from a physician/health care professional and a copy of a current Basic Life Support Certification (BLS) Health Care provider from the American Heart Association.
- Students who have had a break in semester attendance will be required to submit the following:
 - A current PPD within 3 months or negative chest x-ray. If positive chest x-ray, the student can be cleared via a Tuberculosis Screening Questionnaire indicating no problems for more than 3-4 months from a physician/health care professional.
 - Drug Toxicology (PreCheck) and criminal background check completed within 30 days of acceptance back into the program (PreCheck).
 - Students must present a current Basic Life Support Certification (BLS) Health Care provider from the American Heart Association.

10. During flu season (October-February), documentation of the flu vaccine is required by October 15 each year.

Library Resources

The TEAS books located in the library are excellent resources for practice. The study manual can also be found at <https://atitesting.com/teas/studymanual>.

Graduation Requirements (ASN Degree)

Students must meet all College and ASN Program requirements for graduation.

1. All courses in the Associate of Science in Nursing Program curriculum must be successfully completed in sequence in order for a student to graduate.
2. The student must successfully achieve a minimum score of Level II (2) on the ATI Comprehensive Predictor.
3. In the event that the student does not obtain the score of Level II (2) after the second attempt, the student will be issued an extended in progress grade (IP) for RNSG 2941 and will be required to enroll in a self-directed online review course for the following semester. The student will meet with the instructor three times during the semester to review the student's progress.
4. The student must have completed the ASN Program in the timeframe allotted. (Refer to "Progression Through the ASN Program").
5. Upon meeting all requirements for graduation, the student will complete the graduation form. This form is located on the SRTC website | Current Students | Graduation | Graduation Form. It is completed upon registration to RNSG 2941.
6. The student will be provided instructions on how to register for Boards at the completion of RNSG 2941.

Work Ethics

The Technical College System of Georgia instructs and evaluates students on work ethics in all programs of study. Ten work ethics traits have been identified and defined as essential for student success: appearance, attendance, attitude, character, communication, cooperation, organizational skills, productivity, respect, and teamwork. To ensure that all graduates have successfully completed the necessary Work Ethics coursework, students are required to complete the Work Ethics course assignments in Blackboard prior to graduation. Students enrolled in an entry level occupational course (RNSG 1931) and capstone occupational courses (RNSG 2941), must complete the ten work ethic assignments in Blackboard.

When you first log in to an entry level or capstone course in Blackboard and click on the Work Ethics tab located on the left-hand side of the screen, you will see that you have access to assignments for only one work ethics trait. After the assessment for that trait is completed at 80% accuracy or higher, the second trait becomes available. If an assessment is completed at less than 80% accuracy, it must be retaken. Once the assessment is completed at 80% or higher accuracy, the next work ethics trait becomes available. This

continues until all ten traits are successfully completed. After successful completion of the assignments for the ten work ethics traits, course-related assignments become available.

The student will be allowed to open Module 1 in their Blackboard shell and must complete all work ethics with a grade of 80% or above to be able to open any other module in the course. If the student does not complete all work ethics and an exam is scheduled for Module 2, the student will not be able to take the exam and will receive a zero.

GBON Rule Chapter 410-10 STANDARDS OF PRACTICE AND UNPROFESSIONAL CONDUCT

Rule 410-10-01 Standards of Practice for Registered Professional Nurses

- (1) The Georgia Board of Nursing defines the minimal standards of acceptable and prevailing nursing practice as including, but not limited to the following enumerated standards of competent practice.
- (2) The Board recognizes that assessment, nursing diagnosis, planning, intervention, evaluation, teaching, and supervision are the major responsibilities of the registered nurse in the practice of nursing. The Standards of Practice for Registered Professional Nurses delineate the quality of nursing care which a client should receive regardless of whether it is provided solely by a registered nurse or by a registered nurse in collaboration with other licensed or unlicensed personnel. The Standards are based on the premise that the registered nurse is responsible for and accountable to the client for the quality of nursing care rendered. The Standards of Practice for Registered Professional Nurses shall establish a baseline for quality nursing care; be derived from the Georgia Nurse Practice Act; apply to the registered nurse practice in any setting; and, govern the practice of the licensee at all levels of competency.
 - (a) Standards related to the registered nurse's responsibility to apply the nursing process (adapted from American Nurses' Association *Code for Nurses and Standards of Practice*). The registered nurse shall:
 1. Assess the client in a systematic, organized manner;
 2. Formulate a nursing diagnosis based on accessible, communicable and recorded data (which is collected in a systematic and continuous manner);
 3. Plan care which includes goals and prioritized nursing approaches or measures derived from the nursing diagnoses;
 4. Implement strategies to provide for client participation in health promotion, maintenance and restoration;
 5. Initiate nursing actions to assist the client to maximize her/his health capabilities;
 6. Evaluate with the client the status of goal achievement as a basis for reassessment, reordering of priorities, new goal-setting and revision of the plan of nursing care;
 7. Seek educational resources and create learning experiences to enhance and maintain current knowledge and skills appropriate to his/her area of practice.
 - (b) Standards related to the registered nurse's responsibilities as a member of the nursing profession. The registered nurse shall:
 1. Function within the legal boundaries of nursing practice based upon knowledge of statuses and regulations governing nursing;
 2. Accept responsibility for individual nursing actions and continued competence;
 3. Communicate, collaborate and function with other members of the health team to provide optimum care;
 4. Seek education and supervision as necessary when implementing nursing practice techniques;

5. Respect the dignity and rights of the client regardless of socioeconomic status, personal attributes or nature of health problems;
 6. Maintain each client's right to privacy by protecting confidential information unless obligated, by law, to disclose the information;
 7. Provide nursing care without discrimination on the basis of diagnosis, age, sex, race, creed or color;
 8. Assign and supervise only those nursing measures which the nurse knows, or should know, that another person is prepared, qualified, or licensed to perform;
 9. Retain professional accountability for nursing care when delegating nursing intervention;
 10. Respect and safeguard the property of clients, family, significant others and the employer;
 11. Notify the appropriate party of any unprofessional conduct which may jeopardize client safety;
 12. Participate in the periodic review and evaluation of the quality and appropriateness of nursing care.
- (c) Standards related to the registered nurse's responsibilities in assignment of client activities to unlicensed assistive personnel (UAP). The registered nurse shall:
1. Determine that the care and/or activity to be performed would be based upon orders of direction of a licensed Primary Health Care Provider, licensed dentist, licensed podiatrist, or person licensed to practice nursing as a registered professional nurse.
 2. Assign only care and activities that do not require the skills and knowledge of a person practicing nursing as a registered professional nurse or licensure of another health care professional. The care activities to be assigned must meet all of the following criteria:
 - a. The care and/or activities do not require complex observations or critical decisions.
 - b. The care and/or activities can be safely performed according to exact, unchanging directions.
 - c. The outcomes and/or results of the activities are reasonably predictable.
 3. Verify the UAP has the necessary knowledge and skills to accept the assignment.
 4. Periodically evaluate and review the quality and appropriateness of the care provided by the UAP.
 5. Not assign activities which require licensure to an unlicensed assistive personnel.

Cite as Ga. Comp. R. & Regs. r. 410-10-.01

Authority: O.C.G.A. §§[43-1-25](#), [43-26-2](#), [43-26-3](#), [43-26-5](#), [43-26-10](#), and [43-26-12](#).

Licensure Eligibility

After graduating from the ASN Program, the student will be eligible to apply for recommendation to the Georgia Board of Nursing to write the licensure examination (NCLEX-RN) to become a Registered Nurse in the State of Georgia.

Completion of a nursing education program does not guarantee eligibility for licensure as a registered nurse. The Georgia Board of Nursing has the authority to render a potential candidate ineligible for licensure as a registered nurse. The Georgia Board decision may be based on certain events in the candidate's life (i.e., such as a felony conviction). It is the student's responsibility to investigate her/his eligibility for licensure in the State of Georgia in the event that there is a question. Southern Regional Technical College cannot be held responsible for a student's ineligibility for licensure as determined by the Georgia Board of Nursing. As a potential candidate to write the NCLEX-RN, it is important for you to know of certain constraints, which may affect potential NCLEX applicants.

Points for Online Applicants for Licensure by Examination

Graduates of Georgia Board of Nursing approved schools, who are applying for licensure by examination, may now apply online. Please use the following instructions to ensure that your application for licensure by examination is processed as efficiently as possible:

It is important to first understand the entire process and to become familiar with the names of the different applications including the companies/boards/affiliations that you will be submitting your applications to:

Definitions

The Companies/Boards/Affiliations

- **Pearson Vue** – The company that administers the NCLEX examination. They are only involved with test administration. They do not decide who can actually take the exam – that is done by the Georgia Board of Nursing
 - First, register and create an account with Pearson Vue before proceeding to any of the other applications.
 - Pay \$200 to take the exam. This should be done at least 48 hours prior to registering at the Board.
- **Georgia Board of Nursing (GBON)** – the people that decide who can take the NCLEX.
 - Pay \$45 to review your application.
- **Georgia Applicant Processing Services (GAPS)/Fieldprint** – the people that do the background check and fingerprinting services for the GBON.
 - Pay \$51.50 for background check and fingerprinting. Remember, fingerprinting will not be done until the board sends an approval code to move forward with fingerprinting.

The Application and Forms

- **Application for Licensure by Examination**
 - This application is submitted to the Georgia Board of Nursing (GBON) to be approved to take the NCLEX examination
- **Citizenship Affidavit Form**
 - This document is submitted with the Application for Licensure by Examination to the GBON. It validates your citizenship and must be notarized.

- **GBON Criminal Background Check Release Form**
 - This document is submitted with the Application for Licensure by Examination to the GBON and allows the GBON to look at and use background checks and fingerprint information.
 - Remember to include your city, state, and zip code to your address.
- **Secure and Verifiable Document**
 - This document is submitted with the Application for Licensure by Examination to the GBON to validate the student's identity.
- **Authorization to Test (ATT)**
 - Once approved by the GBON, NCSBN will send an email containing an Authorization to Test (ATT), which is an email confirming eligibility to take the NCLEX.
 - The email will direct the student to a website where they can sign up for a time slot to take the NCLEX. They can choose any location and any open time slot.

Overview

The most important item to remember is that you must register and create an account first with Pearson Vue. This must be done 48 hours before completing the online application for licensure. Then, you must get approval to take the NCLEX by completing and submitting, an **Application for Licensure by Examination** to the Georgia Board of Nursing.

- In order to approve the Application for Licensure by Examination, the Georgia Board of Nursing needs verification of the following:
 - Confirmation of Degree sent to Georgia Board of Nursing by your school. (**The school does this**)
 - Citizenship and Identity Info which includes:
 - 1) A notarized **Citizenship Affidavit Form**
 - 2) Copy of approved ID such as a passport or a driver's license (this is a **Secure and Verifiable document**).
 - Background check and fingerprints
 - This is done through **Fieldprint/Georgia Applicant Processing Services (GAPS)**
 - A signed **GBON Criminal Background Check Release Form**, which allows the Georgia Board of Nursing to view background checks.

Once all these required documents above are submitted and verified, you will receive an **Authorization to Test (ATT)** – aka an email that will allow you to sign up for a time slot to take the NCLEX.

Original Source: Georgia Board of Nursing <https://sos.ga.gov/how-to-guide/how-guide-registered-nurse>

Important Tips

- Be sure to use a full legal name - the same name that is listed on the degree and ID.
- All applications should be completed with the student's personal email address, NOT one from school or work
- When asked if there have been any arrests – be sure to answer this completely honestly, even if the charges were expunged or reduced etc. Upload with your application a disposition of the court case and a letter of explanation.

Step By Step Instructions

1. Create an account with **Pearson Vue**
 - a. Go to www.pearsonvue.com/nclex
 - b. Use school code: 054000000
2. At Pearson Vue, **register to take the NCLEX-RN licensure exam.**
 - a. Fee: \$200
 - b. Registration with Pearson Vue must be done AT LEAST 48 hours before applying for licensure to the Georgia Board of Nursing
3. Complete form entitled **Affidavit of Citizenship** – this must be done in the presence of a notary!!!
 - a. This form will be submitted when you complete your Application for Licensure by Examination
4. Complete form entitled **GBON Criminal Background Check Release Form**
 - a. This form will be submitted when you complete your Application for Licensure by Examination
5. Select a **Secure & Verifiable document** – this is just something that the GBON requires during the application to verify your identity
 - a. This may include an unexpired passport, driver's license, green card, etc.
 - i. For a full list see document entitled: **Secure and Verifiable Documents Under O.C.G.A. § 50-36-2** on GBON Secretary of State- Georgia Online Licensing Website
6. Scan a copy of the signed **GBON Criminal Background Check Release Form**, the signed/notarized **Affidavit of Citizenship**, and your **Secure & Verifiable document** of your choosing – you will need digital copies of each to complete the application process
7. Create a username and password with the **Georgia Board of Nursing** website, but do NOT submit an application until two to three weeks before degree conferral.
 - a. Five days after Degree conferral, the university/college will send degree confirmation to the GBON.
8. **Application for Licensure by Examination with the Georgia Board of Nursing**
 - a. Go to GBON website: <https://secure.sos.state.ga.us/mylicense/Login.aspx?process=app>
 - b. Go to the first bullet that says "If you wish to register for a "person" license account (e.g. Registered Nurse, Accountant), [click here](#) to continue the registration process."
 - c. Select "**click here**" to begin your online application
 - d. Login using your last name and SS#
 - e. Select '**Apply for a New License**'
 - i. Make sure you click this one only!
 - f. Under '**Profession,**' select **Registered Professional Nurse or Licensed Practical Nurse**
 - g. Under '**License type,**' select **Registered Professional Nurse or Licensed Practical Nurse**
 - i. **DO NOT** submit the eNLC Upgrade application for multistate license
 1. NOTE: Your application for licensure by examination will be reviewed for multistate licensure automatically
 - a. If eligible, a multistate license will be issued within 7 days of single state licensure being issued
 - h. Under '**Obtained by Method,**' select **Exam- US**

- i. Answer each question truthfully
 - j. On **Document Upload** Page
 - i. Upload your signed and notarized **Affidavit of Citizenship**
 1. Select '**Choose File**', and upload the **Affidavit of Citizenship**
 2. Click '**Upload Document**'
 3. Under '**Attachments list**', go to '**Select From the List Below**'
 4. Choose **Affidavit of Citizenship**
 - ii. Upload a copy of your **Secure and Verifiable Document**
 1. Repeat the same steps as above but choose **Secure & Verifiable Document** under '**Select From the List Below**'
 - iii. If you have been arrested you will need to upload your disposition and letter of explanation.
 - iv. Press continue
 1. If you are unable to upload the documents to the website for some reason, you can email them to nursing@sos.ga.gov OR fax them to 877-371-5712
 - k. Submit \$45 payment
9. **AFTER submitting Application for Licensure by Examination to GBON, register with Fieldprint.**
- a. To begin scheduling, go to <https://www.fieldprintgeorgia.com>
10. Once you have completed the steps above and been approved, **Pearson Vue will send you an Authorization to Test (ATT) via your personal email.**
- a. The ATT will allow you to make a reservation to take the exam
 - b. This could take 7-10 business days
 - i. If the account says "transcript pending" 10 days after the transcript info has been submitted, then contact the university/college nursing department to make sure they have sent the transcript

Remember that if you had any missing documents when you did you application, this process could take up to 30 days. ***Students choosing to take NCLEX-RN in another state must contact the Board of Nursing in that state.**

General Policies and Procedures of SRTC

Please refer to the SRTC Catalog & Student Handbook for the following general policies and procedures:

- Student Grievances
 - Informal Complaint Procedure
 - Formal Complaint Procedure
 - Appeal of Staff Response
 - Decision of Grievance Appeal
- Alcohol and Drug Procedure
- Students' Rights, Responsibilities and Conduct Code
- Emergency Procedures
- Fire
- Severe Weather
- Campus Security and Safety

SRTC Student Social Media Guidelines

As a Student:

DO – Remember that laws and SRTC policies governing inappropriate conduct such as sexual (or other) harassment, bullying, discrimination, defamation, infringement of copyright and trademark rights, and unauthorized disclosure of student records and other confidential and private information apply to communications by SRTC students, faculty, and staff through social media.

DO – Carefully consider the accuracy, clarity, length, and tone of your comments before posting them. Be mindful of spelling and grammar when posting anything online! Remember, your posts may last forever.

DO – Respect the views of others, even if you disagree. Be truthful, accurate, and complete in describing SRTC programs and services.

DO – Obey the Terms of Service of any social media site or platform in which you participate.

DO NOT – Use social media to harass, threaten, insult, defame, or bully another person or entity; to violate any College Procedure; or to engage in any unlawful act, including but not limited to gambling, identity theft, or other types of fraud.

DO NOT – Post or store content that is obscene, pornographic, defamatory, racist, excessively violent, harassing, threatening, bullying or otherwise objectionable or injurious.

DO NOT – Disclose confidential student information or client information (when at clinical sites).

DO NOT – Make false claims, spread gossip, rumors, or other unverified information about SRTC Programs or services, and do not speculate or guess if you do not know the information.

DO NOT – Be rude or argumentative, or use inappropriate language. [Correct factual inaccuracies but avoid negative exchanges whenever possible.]

See the SRTC Procedure: Social Media for more information:

<http://southernregional.edu/srtcprocedure/socialmedia>

Professional Confidentiality & HIPAA Procedure

HIPAA is the Health Insurance Portability and Accountability Act of 1996 (PL 104-191). This law mandates client confidentiality and enforces penalties if the law is not strictly adhered to.

1. All personal client information entrusted to the student will be held in confidence.
2. All written or oral information given to the student will be held in confidence unless required by law to divulge it.
3. Students will limit discussion of client to structured learning situations (conferences and/or clinical).

4. Students will respect the rights of instructors, colleagues, and classmates to keep personal information, classroom discussions, and papers confidential.
5. No taping will be allowed in the classroom, clinical or skills lab due to confidentiality.
6. Failure to comply with the above **Professional Confidentiality Procedure** represents unethical conduct for a nursing student. It will result in an unsatisfactory grade in the nursing course.
7. **Confidentiality of Client/Agency Records:** There will be no photocopying of client records. If client records are computer generated, any print out must be destroyed (shredded) prior to leaving the clinical site. Failure to comply with this Procedure is grounds for dismissal from the ASN Program.

Student Employment Procedure

Students may not represent themselves as student nurses except as a part of scheduled learning activities related to the Southern Regional Technical College ASN Program. Students must understand their limitations when working as unlicensed healthcare personnel and should practice according to their job description. Students are accountable and responsible for their own actions in the employment setting. It is expected that students will not work the evening or night before a clinical day.

Guidelines for Prevention of Transmission of Disease

Standard Precautions

As a nursing student you work in an environment that may contain pathogens (organisms that cause disease). You will be shown a video on the topics of Bloodborne safety and Tuberculosis that includes Standard Precautions. Time will be set aside for students to ask any questions they may have concerning the videos.

Bloodborne safety is maintained by the use of Standard Precautions. Standard Precautions are the infection control actions used for all clients regardless of their condition or diagnosis. Standard precautions must be used to protect the student from: Blood, body fluids (except sweat), secretions, excretions, mucous membranes, and non-intact skin.

Guidelines for Standard Precautions

1. Proper hand washing
2. Wear gloves for contact with blood, body fluids (except sweat), secretions, excretions, mucous membranes, and non-intact skin. Gloves should also be worn if you have a cut, scratch, or rash on the skin, during cleaning procedures, and when cleaning up body fluid spills.
3. Change gloves and wash your hands after caring for each client to prevent transferring pathogens from one client to another.
4. Waterproof gowns or aprons are to be worn if there is a potential for a splash.
5. Eyewear (mask, goggles, or face shield) must be worn if there is a potential for a splash.
6. Mouth-to-mouth devices should be used for resuscitation.
7. Sharp objects must be handled in a careful manner so an accidental penetration of the skin does not occur. The sharp must be placed in a puncture-resistant container.

8. Blood spills should be cleaned up using the mandated spill kit and housekeeping notified to apply a disinfectant or 10% bleach solution.
9. Dispose of body fluids according to the clinical facility procedure.
10. Avoid eating, drinking, smoking, applying cosmetics or lip balm, and manipulating contact lenses in the work area. No food or drink may be stored in areas where there is exposure to blood or blood products.
11. Laboratory specimens and specimen containers are considered to be potentially infectious and require special handling.

Prevention of Transmission of Hepatitis B (HBV)

Hepatitis B is an inflammation of the liver and is contracted through blood, sexual secretions, feces, and saliva. Because the student will be engaged in client care, there is a potential for exposure and every precaution must be taken to prevent this. Along with standard precautions the vaccination series is strongly recommended. The vaccines are free of human blood products. The vaccine series is given in three doses. The three doses are given as follows: a. first dose; b. second dose, one month later; c. third dose, six months later. A titer should be drawn after the series is complete to verify adequate protection. Your Primary Health Care Provider or local health department should have the Hepatitis B Series available.

Anyone who does not elect to take the Hepatitis B Series must sign a statement of Declination of Hepatitis B Vaccine. Additionally, a titer indicating immunity will be accepted in lieu of the vaccination series.

Prevention of Transmission of Human Immunodeficiency Virus (HIV)

The HIV virus is transmitted through direct contact with bodily secretions of an infected person. Not everyone who comes in contact with HIV becomes infected with the disease but they will remain a carrier (someone who can spread the disease but does not have the symptoms of the disease) for life. For those who are infected, there is always a period of time between contact and the start of signs and symptoms of the disease because the body does not make antibodies during this time. In three to six months after the infection occurs, the body will begin to produce antibodies and is referred to as Acquired Immunodeficiency Syndrome (AIDS). To date there are no vaccines available to protect the student from acquiring HIV if an accidental exposure should occur.

Post-Exposure Protocol for Prophylaxis of HBV/HIV (and other potentially infection materials)

The use of personal protective equipment, appropriate engineering controls, and proper work practices must be continually reinforced among faculty and students to prevent exposure incidents to blood or other potentially infectious materials.

Initial Response to Exposure

1. Immediately apply first aid as appropriate
 - a. Allow to bleed freely: clean with 70% alcohol (for needle stick/puncture injury)
 - b. Wash thoroughly with soap and water
 - c. Mucous membrane: flush copiously with water
 - d. Eyes: irrigate and/or flush copiously with water
2. Document the incident, including:
 - a. Route of exposure

- b. How and when exposure occurred
- c. Identify source individual, if known
- d. Report exposure immediately to your instructor and appropriate supervisor at the clinical agency
- e. Instructor will follow SRTC's Exposure Control Plan. Student will receive a copy of the exposure control plan during their first nursing course.

Tuberculosis/PPD

All nursing students must have a PPD skin test within three months of entering the nursing program or a chest X-ray within three months. The PPD skin test must be updated yearly as recommended by the CDC until graduation. A chest x-ray must be provided if at any time the student becomes symptomatic. Proof of having met these criteria must be uploaded to ACEMAPP before students will be allowed to participate in the clinical laboratory experience.

----Page Intentionally Left Blank----



SOUTHERN REGIONAL
TECHNICAL COLLEGE

Associate of Science in Nursing Standard Forms



Associate of Science in Nursing Program

Statement of Understanding: Criminal Background

In response to comments made by members of the State Board of Nursing regarding individuals convicted of felony or misdemeanor offenses requesting state licensure, the following statement will be presented to all students that are currently enrolled and applying for admission to the Associate of Science in Nursing Program.

Although the State Board of Nursing reviews each application for licensure as a Registered Nurse (RN) individually, the consequences of being convicted of a felony or misdemeanor could be:

1. Delay or denial in taking the licensure examination (NCLEX-RN)
2. Denial of license to practice nursing in the State of Georgia.
3. Levy of a fine and criminal charges by State Board of Nursing in cases where fraudulent information is submitted regarding felony convictions.
4. Denial of privileges to perform clinical rotations in any or all of Southern Regional Technical College clinical affiliates.

I have been informed of the possible consequences of a felony or misdemeanor conviction and/or the submission of fraudulent information regarding conviction might have on my ability to practice nursing in the State of Georgia.

Student Signature: _____

Date: _____

If you have any concerns regarding the information presented above, contact the ASN Program Chair at (229) 227-2980.

**Sign and return this sheet to the ASN Program Chair.

This form becomes a permanent part of the student's file maintained by the ASN Program student files.

Revised: 7/21



Associate of Science in Nursing Program

Disciplinary Action Statement on All Forms of Academic Dishonesty

As defined in the SRTC Catalog/Student Handbook: Students' Rights, Responsibilities and Conduct Code; Academic Misconduct such as cheating, plagiarism, collusion, and falsification of information; and further defined in the SRTC ASN Student Handbook, Academic Dishonesty includes, but is not limited to:

- Cheating by giving or receiving aid on examinations or other written assignments.
- Stealing course or examination materials.
- Plagiarism* or submission of another's ideas or papers (whether purchased, borrowed, or otherwise obtained) as the student's own work. *Plagiarism is defined as using someone's ideas or words without using quotation marks and/or giving credit by citation of source(s).
- Falsifying records of any kind.
- Fabricating information such as data for a lab report.
- Using unauthorized notes, materials, or equipment (including programmable calculators during an examination).
- Knowingly and intentionally assisting another student in commission of any of the above.

If a student is engaged or noted to have engaged in any act of academic dishonesty, the first act will result in the student receiving a zero or a "U" on that academic material. In addition, the student will receive counseling on the act of academic dishonesty, but if the student is engaged or noted to have been engaged in a second act of academic dishonesty, the student will fail the course and will be immediately withdrawn from the course and/or program.

By signing this document, I acknowledge that I have read and understand Academic Dishonesty as defined in the SRTC-Catalog/Student Handbook: Students' Rights, Responsibilities and Conduct Code; Academic Misconduct; and the SRTC ASN Student Handbook and agree to the Disciplinary Action Statement if engaged or noted to have been engaged in any act of Academic Dishonesty.



Associate of Science in Nursing Program Confidentiality Statement

In accordance with the official Code of Georgia, every client's right to confidential treatment must be protected.

As a student and/or provider of care, I understand that the client's right to privacy must be protected and treatment must remain confidential. While providing care, I may become knowledgeable of certain client related information. This information may include client identity; information related to a client's treatment, diagnosis, or other services received.

I understand that I am restricted from discussing any information pertaining to my client with anyone, other than Southern Regional Technical College faculty, clinical instructors, or hospital personnel directly responsible for the client's care, for any reason. I understand that this includes other students outside of post conference. Personally identifying information is ANY information which is readily used to identify a particular client including, but not limited to: name, address, Social Security number, physical description, names of family members and photographs. I further understand that if I do discuss client information I **subject myself to civil and/or criminal liability and may be subject to dismissal from the Southern Regional Technical College Nursing Program.** By signing on page seven of this document I acknowledge and understand all components listed in the Confidentiality Statement listed above.



Associate of Science in Nursing Program
OSHA Training Documentation Form

I, _____, verify that I have received training on the OSHA Blood borne Pathogen Standard on _____ (insert date).

I was provided the opportunity to ask questions. I acknowledge the understanding of the information provided.

Student's Signature _____ Student ID # _____

Trainer's Signature & Title _____

This form becomes a permanent part of the student's file maintained by the ASN Program student files.

Revised: 7/21



Associate of Science in Nursing Program
Student Authorization for Clinical Paperwork

Student Name _____

I hereby authorize the Associate of Science in Nursing Program at Southern Regional Technical College to **maintain a copy** of any and all of my health records, drug toxicology, criminal background check, and any other personal records needed for clinical rotations during this nursing program duration.

Furthermore, I authorize the Associate of Science in Nursing Program at Southern Regional Technical College to **photocopy** said records, as necessary, for any clinical institution requiring them for clinical rotations throughout this nursing program.

Student's Signature _____ Date _____

Witness _____ Date _____

Revised: 7/21



Associate of Science in Nursing Program Verification of Receipt of Forms

My signature on this document indicates that I have received a copy of the following:

- Course Syllabi
- Academic Dishonesty Form
- Confidentiality Form
- Remediation Policy
- Clinical Evaluation Tool (RNSG 1920, 1940, 1950, 1960, 2910, 2930, & 2941)
- Clinical Guide (RNSG 1920, 1940, 1950, 1960, 2910, 2930, & 2941)
- Skills Lab Guide (RNSG 1931, 1920, & 1940)

Also, I have been instructed that it is my responsibility to read the updated ASN Handbook that is located on the college's website (go to college's website>current programs>search all programs>Associate of Science in Nursing>ASN Student handbook).

I understand that I am responsible for reading the information contained within these documents. If I have questions regarding any of the information in these documents, it is my responsibility to seek clarification with an ASN instructor. I also understand that I must abide by the regulations contained in these specified documents. My signature on this document acknowledges the information above regarding Verification of Receipt of Forms.

Student Name (Printed)

Student Signature

Date



SOUTHERN REGIONAL
TECHNICAL COLLEGE

Associate of Science in Nursing Program
Phase II Competitive Readmission Application Form

Name: _____ Student Id #: _____

Semester RNSG Coursework Started: _____

Course(s) Not Completed or Not Passed: _____

Last Enrollment Semester/Year/Tract: _____

Desired Re-Entry Semester/Tract: _____ Campus: _____

Course(s) To Take Returning Semester: _____

Reason for Leaving Program (Please Explain):

I believe that I should be readmitted for the following reason(s):

Student Contact Information:

Student Address: _____

Home Phone: _____ Cell Phone: _____

E-mail Address: _____

I am requesting readmission to the Associate of Science in Nursing Program per above submitted information. I acknowledge that I may also be required to complete a Change of Major Form and/or Online SRTC Application per the Readmission Advisor's instruction for my file to be considered complete. By signing and submitting this document, I am verifying that the above information is true.

Signed: _____ Date: _____

*This document becomes a permanent part of the student's file maintained in the ASN Program Chair's office.
cc. Admissions Office for permanent file*

ASN Program Readmission Advisor: Approve Deny

Signed: _____ Date: _____

Revised: April 20, 2022



Associate of Science in Nursing Phase II Competitive Readmission Checklist

NAME: _____

STUDENT ID #: _____

COURSE NOT PASSED: _____

DESIRED RE-ENTRY SEMESTER/YEAR: _____

COURSE(S) TO TAKE INCOMING SEMESTER:

This checklist is included to assist you in organizing the items needed for your re-admission to the ASN Program. Please read carefully as many items have required range and/or completion dates.

The following forms will be required to begin and to remain enrolled in the ASN Program.

I. COMPLETION OF PHASE II COMPETITIVE READMISSION APPLICATION FORM

II. SUBMISSION OF COLLEGE READMISSION APPLICATION

III. ONCE ADMISSIONS HAS APPROVED COLLEGE/PROGRAM READMISSION:

A. _____ Mail in your acceptance response sheet to Admissions included in your acceptance paperwork.

B. ADDITIONAL DOCUMENTATION TO BE SUBMITTED TO NURSING DEPARTMENT UPON RECEIPT OF ACCEPTANCE BY ADMISSIONS: these documents are **due within 15 days:**

C. **If Break In Semester:** (this means the student was not enrolled in a nursing course the semester prior to re-entry)

1. **Labs:**

_____ Drug Screen - (PreCheck) completed

2. **Immunizations:** _____

_____ PPD, if positive Chest x-ray needed must be within 3 months. Must be valid through the entire upcoming semester. Must be updated annually.

3. **CPR**

_____ **COPY** of Current **American Heart Healthcare Provider BLS CPR card (No other cards will be accepted).**

Note: All students will be required to maintain this certification throughout the program. Cannot expire during a semester. Copy of updated card must be provided by the end of the semester preceding expiration.

4. **Criminal Background Check**

_____ Criminal Background check – PreCheck

5. **Completion of Clinical Clearance Form (2 pages)**

_____ Complete form ONLY in area where there is an arrow.

Return ASAP: EMAIL: lrberts@southernregional.edu OR fax to 229-227-5464

IV. IF READMISSION IS DURING OCTOBER – FEBRUARY, PROVIDE DOCUMENTATION OF FLU VACCINE.

If NO Break in Semester: *(this means the student was not enrolled in a nursing course the semester prior to re-entry)*

1. Immunizations:

_____ PPD, if positive Chest x-ray needed must be within 3 months. Must be valid through the entire upcoming semester. *Copy of updated card must be provided by the end of the semester preceding expiration.*

2. CPR

_____ **COPY** of Current **American Heart Healthcare Provider BLS CPR card (No other cards will be accepted)**. *All students will be required to maintain this certification throughout the program.*

Note: *All students will be required to maintain this certification throughout the program. Cannot expire during a semester. Copy of updated card must be provided by the end of the semester preceding expiration.*

3. Completion of Clinical Clearance Form (2 pages)

_____ Complete form ONLY in area where there is an arrow.

Return ASAP: EMAIL: lroberts@southernregional.edu OR fax to 229-227-5464

Please note that if a drug screen is diluted, it will need to be repeated at the students' expense. To avoid dilution, drink a normal amount of fluids and do not over hydrate when providing a sample is anticipated.

Revised: 7/21



Associate of Science in Nursing Program

Confidentiality Agreement and Consent to Video/Recording

For safety and security reasons, the simulation/virtual hospital is equipped with cameras, audio and video recording devices. These devices may be in effect at any and all times. Use of recordings may be utilized, but is not limited to, the following uses: maintain safe environment; prevent and thwart theft; recording of student presence, participation, demonstration of skills & clinical performance, behavior during lab experiences; faculty review, educational, research, public relations, advertisement, promotional, and/or fund raising activities.

Clinical skills validations and client simulations are conducted in an environment that is similar to a classroom examination. During your participation in the Skills/Simulation/Virtual Hospital Experience at this facility, you will be both an observer and active participant in skills labs and simulation/virtual hospital. Discussion of skills, labs, scenarios, instructor's feedback and simulation experiences outside of the actual experience and post simulation conference/debriefing sessions is strictly prohibited. The student will not ask another student to share his/her experience. Students are to promote an environment that is equally conducive to learning for all nursing students. This includes maintaining the level of professionalism expected in the clinical setting.

Due to security, safety and copyrights as well as maintaining optimal experiences for other learners/ participants, you are to maintain strict confidentiality regarding all experiences. By signing this agreement, you agree to maintain strict confidentiality regarding both yours and other performance, whether seen in real time, on video or otherwise communicated to you. Failure to maintain confidentiality may result in unwarranted and unfair defamation of character of any or all of persons participating.

Breach of confidentiality, any concern resulting from the use of any or all of recording/monitoring devices related to any laboratory experience, and/or failure to maintain all rules as outlined in the Southern Regional Technical College (SRTC) Catalog & Student Handbook, the Program Specific Student Handbook and each course syllabus may result in disciplinary action including, but not limited to, loss of privileges up to program and/or school dismissal. Situations related to academic misconduct will be addressed per the Academic Misconduct Procedure as stated in the SRTC Catalog. The failure to maintain confidentiality regarding nursing skills validations, simulation, and laboratory experiences will be addressed per the Evaluation in the Clinical Setting and/or Dismissal from the ASN Program guidelines as stated in the Program Specific Student Handbook.

By signing this document I agree to the below:

--- agree to maintain strict confidentiality regarding all information/participation of lab and/or simulation/virtual hospital scenarios, participants and performance of any/all participants.

---authorize recording of presence and performance at any and all times when in simulation/virtual hospital or simulations/skills conducted in other locations.

--- authorize staff to use the video for purposes including, but not limited to: maintain safe environment; prevent and thwart theft; recording of student presence, participation, demonstration of skills & clinical performance, behavior during lab experiences; faculty review, educational, research, public relations, advertisement, promotional, and/or fund raising activities.

Signature _____ Date _____

Revised: 7/21



SOUTHERN REGIONAL TECHNICAL COLLEGE

Instructions for Obtaining Your Background Check FOR CLINICAL EDUCATION PROGRAM

The hospitals associated with our clinical education program require background checks on incoming students to insure the safety of the clients treated by students in the program. You will be required to order your background check in sufficient time for it to be reviewed by the hospital prior to starting your clinical rotation. A background check typically takes 3 normal business days to complete. The background checks are conducted by PreCheck, Inc., a firm specializing in background checks for healthcare workers. Your order must be placed online through StudentCheck.

Go to www.PreCheck.com and click on the Login near the top right hand area of the page, and select Student Check. When redirected, please select the Student option.

Complete all required fields and hit Continue to enter your payment information. The payment can be made securely online with a credit or debit card. You can also pay by money order, but that will delay processing your background check until the money order is received by mail at the PreCheck Office. **Texas** residents will pay **\$53.58** and **New Mexico** residents will pay **\$53.09**. Residents in **all other states** will pay **\$49.50**. For your records, you will be provided a receipt and confirmation page of your background check order placed through Precheck, Inc.

PreCheck will not use your information for any other purposes other than a background check. Your credit will not be investigated, and your name will not be given out to any businesses.

If you need assistance, please contact PreCheck at StudentCheck@PreCheck.com.

Frequently Asked Questions:

- How long does the report take to complete? Most reports are completed within 3 business weekdays.
- Do I get a copy of the report? No. Only the hospitals or school in the program have access to the reports. However, you can order a copy of your report for an additional fee at the time you place your order.
- Does Precheck need every street address where I have lived over the past 7 years? No. Just the city and state.
- I have been advised that I am being denied entry into a clinical site because of information on my report and that I should contact PreCheck. Where should I call? Call PreCheck's Adverse Action hotline at (800) 203-1654. Adverse Action is the procedure established by the Fair Credit Reporting Act that allows you to see the report and to dispute anything reported.
- I have a criminal record. What should I do? Disclose the crime on your application.



Associate of Science in Nursing Program

Graduation Skills Checklist

RNSG 1920, 1940, 1960, 2930, 2941

Student Name: _____

Skill	Virtual Hospital	Instructor Initial	Clinical	Instructor/Preceptor Initial	Course					
	Date		Date							
Enema/Suppository/Rectal Tube					1920	1940	1960	2930	2941	P
Urinary Catheterization					1920	1940	1960	2930	2941	P
Colostomy Care					1920	1940	1960	2930	2941	P
Start IV					1920	1940	1960	2930	2941	P
Management of IV					1920	1940	1960	2930	2941	P
Injection					1920	1940	1960	2930	2941	P
Oral Medications					1920	1940	1960	2930	2941	P
Dressing Change					1920	1940	1960	2930	2941	P
Finger Stick Blood Sugar					1920	1940	1960	2930	2941	P
PEG/NG Tube Management					1920	1940	1960	2930	2941	P
Head to Toe Assessment					1920	1940	1960	2930	2941	P
Manual BP					1920	1940	1960	2930	2941	P

P = Done in Preceptorship, signed off by Preceptor

The above skills must be verified by an instructor in virtual hospital or clinical setting before graduation. Student must bring this form to the virtual hospital/simulation and EVERY clinical rotation.

Instructor/Preceptor Signature: _____ Instructor/Preceptor Signature: _____

Instructor/Preceptor Signature: _____ Instructor/Preceptor Signature: _____

Instructor/Preceptor Signature: _____ Instructor/Preceptor Signature: _____



Associate of Science in Nursing Program Graduation Skills Checklist

RNSG 2910

Student Name: _____

Skill	Virtual Hospital	Instructor Initial	Clinical	Instructor/Preceptor Initial	Course	
	Date		Date			
Injections					2910	P
Eye Drops/ Ointment					2910	P
Bath					2910	P
Vital Signs					2910	P
Measurements					2910	P
Circumcision Care					2910	P
Diaper Change/Dressing					2910	P
Swaddling/Restraints					2910	P
Use of Bulb Syringe					2910	P
Fundal Massage					2910	P
Breast Assessment					2910	P
Lochia Assessment					2910	P
Sitz Bath					2910	P
Ballard Scale Measurement					2910	P
PO Medication					2910	P
Ear Drops					2910	P
Nose Drops					2910	P
Pediatric Developmental Assessment Tool					2910	P

P = Done in Preceptorship, signed off by Preceptor

The above skills must be verified by an instructor in virtual hospital or clinical setting before graduation. Student must bring this form to the virtual hospital/simulation and EVERY clinical rotation.

Instructor/Preceptor Signature: _____ Instructor/Preceptor Signature: _____

Instructor/Preceptor Signature: _____ Instructor/Preceptor Signature: _____



SOUTHERN REGIONAL
TECHNICAL COLLEGE

Associate of Science in Nursing Program

Verification of Receipt of ASN Program Student Handbook

My signature below indicates that I have received a copy of the ASN Program Student Handbook. I understand that I am responsible for reading the information contained within this document, as well as, the SRTC Catalog/Handbook. If I have questions regarding any of the information listed in these documents, it is my responsibility to seek clarification with an ASN instructor/advisor. I also understand that I must abide by the regulations contained in these specified documents.

Student's Name _____

School ID # _____

Student's Signature _____

Date _____

This document becomes a permanent part of the ASN Program student's file.

Revised: 5/17



Associate of Science in Nursing Program
Verification of Receipt of Required Book Editions

I am aware of the current textbooks required for the ASN Program and that I am using the current textbook edition(s) for the following course(s):

Choose an item. **Book edition #** [Click or tap here to enter text.](#)

If completing this packet in person:

List your course: RNSG _____ Book edition # _____

By signing on this document, I acknowledge that it is my responsibility to account for differences in the textbook. The differences may be page numbers, chapters, charts, diagrams and information, etc.

Signature of Acknowledgement for First Day Forms Packet

My signature below acknowledges that I have read and understand all components of the *First Day Forms* Packet.

Course:

Academic Semester:

Student's Signature: Date:

Instructor's Signature: Date:

This form becomes a permanent part of the student's file maintained by the ASN Program student files.

Revised: 7/21



SOUTHERN REGIONAL
TECHNICAL COLLEGE

Associate of Science in Nursing

ASN Program Procedures



Virtual Hospital/Simulation Lab

Laboratory Management Plan

The Laboratory Management Plan is an outline of the functions of the Virtual Hospital/Simulation Lab for the Associate of Science in Nursing department from the day of orientation to the program and until program termination. The plan includes department rules, safety, orientation, daily and weekly activities, and other important administrative information. The following is an outline of the Laboratory Management Plan.

i. Instructional Policies

1. A general new student orientation is provided to students by the faculty.
2. An SRTC Catalog and Student Handbook is provided to all students.

ii. New Student Orientation

1. Class schedules are distributed.
2. A tour is conducted of the Southern Regional Technical College facilities to include the different departments, related classrooms, administrative offices, book room, restrooms, library, and student lounge.
3. Specific procedures and policies of the program are explained to include lab rules, student evaluations, break times, and locations, and other essential items.
4. Specific location of supplies, procedures, to check in/out equipment, care and management of equipment, lab safety, and other materials associated with the Virtual Hospital/Simulation Lab are discussed/provided.
5. Classroom/Lab and clinical assignments, suggested reading, objectives, progress evaluations, and extra credit assignments (if provided) as outlined in the course Syllabus and/or the program Student Handbook are discussed.
6. Student education related to HIPAA and Confidentiality is reviewed.
7. Laboratory cleanup plan discussed.

iii. School and Program Safety Procedures

1. Lab safety procedures, accident reporting, location of fire alarms, fire extinguisher, and other safety procedures reviewed.
2. Emergency evacuation directions included in orientation to classroom and lab.

ASN Procedures: Skills Lab Rules – STUDENTS

The Lab is considered a clinical area.

Dress & Appearance

1. Wear your name tag to lab.
2. Uniform: school scrubs, closed toed shoes.
3. Grooming & Appearance: Clinical Day grooming & appearance rules apply. Refer to Student Handbook for Clinical expectations in this area.

Supplies and Supports

1. Students should bring standard equipment with them just as they would for any scheduled clinical or virtual hospital experience.
2. Pencils ONLY Can be used to take notes or for documentation in the center.

Personal Items

1. Personal items should be limited and remain in assigned classroom. Personal items such as book bags, purses, etc. Are not to be brought to the lab.
2. Any Personal items that are left in the lab will be taken to the Main Reception Area of the building.

General

1. Students are not allowed in the Lab without a faculty member present.
2. No CELL PHONES, LAPTOPS, TABLETS, IPODS OR other electronic and/or recording devices are allowed in the Lab or Classroom. Cell phones can be excepted if the student is using it to scan the ASN Virtual Hospital QR Code to document time spent in the lab and the purpose whether it is for skill demonstration, check-off, virtual hospital, or practice. Cell phones will be kept on silent and any use noted other than to scan in or out of the virtual hospital will result in a student conference form and the student being sent home for the day.
3. Consent forms to be photographed and videotaped will be obtained prior to admittance into the center.
4. Students will receive an orientation to simulators/equipment from clinical instructor.
5. Arrive and leave lab according to scheduled times and at faculty instruction.
6. All students participating in an Open Lab are required to complete log-in book.
7. No food or drink in the lab.
8. Dispose of trash into receptacles.
9. Do not move chairs and other items to alternate places. All users are to leave the lab organized and clean.
10. The lab is considered a clinical setting. Students are expected to exhibit professional behavior at all times such as (but not limited to: no loud talking, chewing gum, inappropriate language).
11. No students in the Nursing Station or Supply Room unless specifically instructed by faculty.
12. Use only area/room(s), supplies & equipment specified by faculty may be utilized.
13. Do not touch any computer, simulator control box or other electronic equipment unless instructed to do so. Students are not allowed to turn simulators on, off or to utilize software/instructor workstations.
14. No equipment or supplies should leave the lab unless it is properly checked out. All needles, medication kits, intravenous supplies, etc. may not leave the lab areas as a safety measure for students.
15. Please report any damage to equipment or operating problems to the faculty present.

16. Failure to adhere to rules will result in student being asked to leave. Student must attend a Student Conference with faculty and will not be allowed to participate in lab experience until given permission.

Quality and Safety

1. Joint Commission National Patient Safety Goals are adhered to at all times including:
 - a. Two Client Identifiers will always be used
 - b. Hands must be washed upon entering and exiting lab and prior to touching simulators. All ink, oil, and stains must be removed from hands prior to exiting lab.
 - c. Gloves should be worn at all appropriate times.
 - d. Ask for assistance if unsure of operations, procedures, etc.
 - e. Work in a professional and collaborative manner with instructor & peers.
 - f. Communicate clearly at all times.
 - g. Safety procedures and precautions are utilized at all times.
2. Standard Precautions are utilized at all times unless otherwise indicated by client situation.
3. Safety of all participants must be ensured as the simulator can cardioverted and defibrillated. ACLS guidelines for the use and safety of these interventions must be followed.
4. During certain scenarios, learners may be using medical air, suction, etc. Items should not be used until student receives instruction. Standard safety precautions are to be followed.
5. Students are not allowed to practice invasive procedures on each other.
6. Students are only allowed to practice non-invasive procedures on each other with the express permission of the instructor present.

Use of Sharps

1. All sharps and needles are to be disposed of in appropriate “Sharps” containers provided in the lab.
2. Sharps and syringes are available ONLY for nursing faculty supervised lab practice.
3. Sharps/needles may not be removed from the lab for practice in any other area.
4. No invasive nursing practice skills are permitted on anyone in the lab. Students will not be performing IV insertion, phlebotomy, etc. on any other nursing students or individuals.
5. Injury due to Sharps: Anyone sustaining a needle stick or any other type of injury must complete an Incident Report and seek appropriate treatment if necessary.

Confidentiality

1. Confidentiality will be maintained at all times while in and after leaving the center.
2. Students will not share details of activities with anyone who was not a team participant or who has not participated in the learning experience. Discussions among team participants will not occur in the presence of other students.—Follow HIPAA guidelines
3. Conversation and discussions in the center should be limited to the scenario itself.
4. Confidentiality Statements
 - a. In order to preserve the realism of the scenarios used in the lab and to provide an equitable learning experience for each student, all persons using the lab will be required to sign a confidentiality agreement. Due to security issues and because every simulation will be recorded, the statement also includes an agreement to be filmed and recorded. This confidentiality statement applies to all time in the lab, including but not limited to, the simulation itself, as well as all client information made available to the students. Violation of this confidentiality statement will be considered a violation of the Plagiarism/Cheating Procedure. All new nursing students will complete this form at Orientation to the program. Returning students will complete these statements with other required readmission paperwork.

Simulators & Simulator Rooms

1. Treat simulators as real clients at all times.
2. High fidelity simulators and rooms may only be utilized when faculty are present in room.
3. Do not use pens or markers around the manikins or task trainers.
4. Do not place PO medications into the simulators mouth.
5. Any items/products placed on a manikin (tape, topical meds, clothing, items used for procedures, etc.) must be removed and area cleaned at the end of the lab.
6. Medications, IV fluids, cleaning solutions, etc. used during the simulations should be sterile or distilled water only.
7. Betadine is never used on the simulators.
8. Do not use markers, or other liquids or inks applied to the manikin or task trainers. Either water or mild soap and water are used to clean the manikin. IF YOU ACCIDENTLY MARK ON A MANNEQUIN, LET instructor KNOW AS WE CAN GET IT OFF IF IT IS REMOVED IMMEDIATELY.
9. Only use silicone lubricant for placing tubes in manikin. This lubricant comes in the small white container. Do NOT use lubricant that comes in procedure kits. Ask if you need more lubricant).
10. Simulators/manikin should not be moved unless asked to do so (e.g., do not lay manikin on top of each other or on counters in order to make space for a sitting area on a bed).
11. Simulators, manikin and task trainers should not be manipulated with long fingernails that can damage the skin.
12. Do not drink or eat around the manikin and other lab equipment.
13. All used items that can be reused (repackage them correctly) or are unused should be returned to the faculty member present who will place items in designated area in supply room. Students are expected to participate in all clean-up of simulation area.
14. ALL trash should be disposed of properly.
15. Properly dispose of used supplies, materials, and liquids (e.g., put used needles and angiocaths in sharps box when appropriate, replace dirty blue pads with clean ones; wipe up fake blood or other liquids off the floor).
16. Beds should be in the low position at the end of class. Straighten the bed linens and if a simulator is in the bed side rails should be up.

Absences from Scheduled Lab Time

Procedures utilized for missed clinical and/or Lab/Class applies to missed lab time. Course Coordinator, in conjunction with the Clinical Coordinator will make determination as to allowable make-up. Failure to complete assigned times may result in clinical or class failure.

PPE

Please note masks may be required at clinical facilities as recommended by CDC guidelines.

ASN Remediation Procedure

This document describes the Remediation Procedure for nursing students. Remediation is defined as *“the process of identifying the need to take action to remedy a situation, that if left unresolved, will result in an unfavorable outcome, whereas implementing interventions strategies will successfully address the situation”* (Cullieton, 2009).

Module Exam Remediation

Students that score less than 70% on module exams are required to meet with the course instructor the same day as the failed exam. The student must complete 15 questions in Adaptive Quizzing (Evolve) for courses 1920, 1940, 2930, and 2941 or Dynamic Quizzing (ATI) for courses 1950, 1960 and 2910 per chapter or content associated with that module exam. For RNSG 1931, students will use the Individual Performance Profile for each exam to complete active learning templates for remediation of missed content found under topics to review. The course instructor will specify and assign the platform used to complete the remediation assignment. Screenshots of each assigned quiz displaying a score of 80% or higher must be emailed to the instructor by the assigned due date. **Failure to do so will result in losing 5 points from the module exam related to the remediation.**

ATI Final Exam Scoring Process

Student’s comprehensive ATI final exam for the course will be tabulated by adding the score ATI generates after student submission, 4 points for ATI Practice A Remediation and 4 points for Practice B Remediation.

- Students will receive 4 points for Practice A Remediation only when all ATI Remediation generated by the ATI Practice A exam is complete and submitted by assigned date. This includes completing ALL ATI ASSIGNED TEMPLATES (handwritten) within customized remediation based on student’s Practice A exam results. After remediation completion, students must take the post-remediation quiz (if applicable) and complete generated follow-up remediation. A printed copy of post-remediation quiz is to be added to student success remediation portfolio binder.
- Students will receive 4 points for Practice B Remediation only when all ATI remediation generated by the ATI Practice B exam is complete and submitted by assigned date. This includes completing ALL ATI ASSIGNED TEMPLATES (handwritten) within customized remediation based on student’s Practice B exam results. After remediation completion, students must take the post-remediation quiz (if applicable) and complete generated follow-up remediation. A printed copy of post-remediation quiz is to be added to student success remediation portfolio binder.

This ATI final scoring process is applicable to all RNSG courses with the exception of RNSG 1931 and RNSG 2941.



ATI Final Exam Grading Rubric

Student: Course: _____

Date: _____

Criteria	Possible Points	Points Scored	Date Completed
Complete Remediation for Practice A <ul style="list-style-type: none"> Minimum 1-hour Focused Review on the initial attempt For each topic missed, complete an active learning template as part of the required remediation process.* Take Post Study Quiz (if available) and complete an active learning template for each topic missed. Due before completing Practice Test B 	4 Points		
Complete Remediation for Practice B <ul style="list-style-type: none"> Minimum 1-hour Focused Review on the initial attempt For each topic missed, complete an active learning template as part of the required remediation process.* Take Post Study Quiz (if available) and complete an active learning template for each topic missed. Due before sitting for the course proctored assessment. 	4 Points		
Total Points before the Proctor Assessments			
Standardized Proctored Assessment Score			
Comprehensive Final Exam Score			

** Handwritten ALTs are required. To receive full points for all remediation assignments all focused review time must be completed, all templates completed, and all post quizzed taken and templates completed.*

*** Post-study quiz questions may be provided to a student based on specific student knowledge gaps. (Major Content Areas 75% or less. 0 to 50 items possible for additional remediation).*

The grade for the final exam will be a combination of your remediation efforts and score on the final exam score. The final conversion of points will count for 30% of your course grade. The final cannot be missed and only taken one time.

Student's Signature _____

Instructor's Comments:

Instructor/Date

ATI Comprehensive Predictor Exam

The student must have completed the course RNSG 2941 with a course average of 70 or above to be eligible to take the program ATI Comprehensive Predictor Exam. The student will then have two opportunities to successfully pass the program ATI Comprehensive Predictor Exam with a score of a 74% or higher (Level 2). In the event that the student does not obtain the 74% or higher (Level 2) after the second attempt, the student will be issued an extended in progress grade (IP) for RNSG 2941 and will be required to enroll in a self-directed online review course for the following semester. The student will meet with the instructor three times during the semester to review the student's progress. The third opportunity to pass the ATI Comprehensive Predictor Exam is the final opportunity to earn the required 74% or higher (Level 2). If unsuccessful on the third attempt, a zero will be averaged in as 30% of the grade which then will result in failure of the RNSG 2941 course. If the student takes the ATI Comprehensive Predictor Exam for the third attempt, the student must pay \$62.00 for the exam before taking exam. The grading rubric for the ATI Comprehensive Predictor Exam is below:

Level	Individual Score %	Predicted Chance of passing NCLEX
Level 3	78.7% - 100%	98% - 99%
Level 2	74.0% - 78.0%	94% - 97%
Level 1	70.0% - 73.3%	88% - 93%
Level 0	Below 70.0%	1% - 86%

Exam	Number of Questions
RN Targeted Exam: Cardiovascular / Fluid, Electrolyte, Acid-Base	60
RN Targeted Exam: Gastrointestinal / Immune / Respiratory	90
RN targeted Exam: Endocrine / Renal & Urinary	60
RN Targeted Exam: Neurosensory & Musculoskeletal / Perioperative	60
Fundamentals Exam (NG)	70
Pharmacology Exam (NG)	70
Adult Medical Surgical (NG)	100
Mental Health (NG)	70
Leadership (NG)	70
Maternal Newborn (NG)	70
#3 Program Exit	180

All of the exams will be in the students ATI account and they must choose the exam to complete.

The student will meet with the instructor three times during the semester to review the student's progress. The third opportunity to pass the ATI Comprehensive Predictor Exit Examination is the final opportunity to earn the required 74% or higher (Level 2). If unsuccessful on the third attempt, a zero will be averaged in as 30% of the grade which then will result in failure of the RNSG 2941 course.

Delay in Semester of Coursework Remediation

Students who experience a delay in progression through the ASN program due to the need to repeat a course due to failure and the course not being offered the next semester will complete the following remediation:

- a. Student will create and sign a Remediation Plan contract with faculty for the course in which the student was found successful as well as with the courses the student has successfully passed until this point in the ASN program.
- b. Student will complete the contract each semester in which the student is not enrolled in coursework in the ASN program. The student will submit remediation work at the end of each semester as determined by the due date on the remediation contract. This should be emailed to the Nursing Student Academic Success & Retention Specialist, Ms. Tarnishia Sirmans at tsirmans@southernregional.edu.
- c. If not completed each semester, the student will not be eligible for readmission into the ASN program.
- d. If a student passes the course but chooses for personal reason to sit out a semester, the student will be recommended to complete course work while not enrolled in the ASN program.

Skills Laboratory Remediation

Following each lab check-off session, the student will receive a rating for each skill that was completed. If an unsatisfactory (U) was earned, the specific behavior of the student will be described in writing on the Student Conference Form and will be shared with the student. The student will be expected to review and return for a second attempt on the skill with the Course Instructor. If an unsatisfactory grade is assigned for the 2nd attempt, the student will be required to make an appointment with the Course Coordinator for remediation, **and** may choose to make a video demonstrating competency of the skill or be checked off by the another ASN Instructor. Satisfactory demonstration of the skill on video or in person must be obtained prior to the final exam. If satisfactory demonstration of the skill is not accomplished by 3rd attempt, the student will earn a (U) and will earn a course failure.

Clinical Remediation

Established criteria will be utilized to evaluate the student's progress toward meeting the program outcomes. Each time students are assigned to care for real or simulated clients, faculty will be present and will evaluate student performance. This evaluation will include but not be limited to: care given, the development of nursing concept maps, teaching plans, or clinical pathways; process recordings, participation in clinical conferences, or any other clinical specific projects. Expected clinical behaviors are grouped according to the course outcomes. Faculty will evaluate students throughout the clinical learning experience using the Clinical Evaluation Tool associated with the specific course.

After each clinical session, the student and clinical instructor will evaluate each behavior that was performed. If a notation is earned, the specific behavior of the student will be described in writing on the evaluation tool and will be shared with the student. The student will be counseled before the next clinical session regarding approaches and expectations for improvement of his/her behavior.

If the student receives 2 notations in one of the nine areas, the student will be assigned remediation in that area of deficiency which can include laboratory time, research paper of assigned topic or preparing a report as indicated by the course instructor. The instructor will meet with the student and complete a Student Conference Form with the assignment and due date.



Associate of Science in Nursing
Student Conference Form

Student: Click or tap here to enter text.

Course: Click or tap here to enter text.

Date: Click or tap here to enter text.

Events Leading to Conference:

- | | |
|---|--|
| <input type="checkbox"/> Excessive absences/tardies | <input type="checkbox"/> Reviewed missed test questions |
| <input type="checkbox"/> Disruptive classroom behavior | <input type="checkbox"/> Inappropriate dress |
| <input type="checkbox"/> Unprepared for lab/class | <input type="checkbox"/> Unprepared for procedures |
| <input type="checkbox"/> Not completing lab skills practice prior to demo | <input type="checkbox"/> Not reporting changes in client condition |
| <input type="checkbox"/> Poor performance on pre-demo quiz | <input type="checkbox"/> Not completing assignment in time frame |
| <input type="checkbox"/> Unsuccessful demo for lab skill | <input type="checkbox"/> Inappropriate communication |
| <input type="checkbox"/> Test failure | <input type="checkbox"/> Incomplete documentation |
| <input type="checkbox"/> Other: <u>Click or tap here to enter text.</u> | |

Instructor Recommendation:

- Reviewed absenteeism policy as per syllabus with student. Student voiced understanding that additional absences may result in administrative withdrawal or failure.
- Student encouraged to secure lab/class notes from peers or course coordinator and to attend help lab for skills practice as appropriate. Student also encouraged to secure MD note for absence if applicable.

Reviewed following recommendations with student:

- | | |
|--|--|
| <input type="checkbox"/> Work with a study group | <input type="checkbox"/> Read assignments prior to class |
| <input type="checkbox"/> Complete assigned remediation | <input type="checkbox"/> Study notes daily |
| <input type="checkbox"/> Other | |

Click or tap here to enter text.

See Clinical Evaluation documentation dated Click or tap here to enter text.

Probation status (see documentation). *Probationary status indicates that unsatisfactory behaviors have occurred and must be remediated and/or corrected in order to receive a passing grade in the course.*

Student Comments:

Click or tap here to enter text.

Student Signature

Date

Instructor Signature

Date

Edited: 01/2019



Remediation Plan and Contract

Student Name: _____

Date: _____

Course Number: _____

Exam Type (Proctored or Comprehensive): _____

ATI Conversion Score: _____ ATI Level: _____

Remediation Questions Assigned for Content Area/Resource Used: _____

ATI Templates Assigned: _____

Other/Recommended Remediation Topics: _____

Plan approved by: _____

Date: _____

Below to be completed at the completion of the remediation plan:

I, _____ (*name of student*), verify that I have completed the above remediation plan by _____ (*date*)